

FEATURES

- Economical
- 1-3/4" sight line with a 3-9/16", 4-1/2" or 6" depth
- Front or Center (4-1/2") glass applications
- Outside glazed
- Screw Spline, Shear Block or Type-B fabrication
- SSG option
- Infill options up to 1-1/8"
- Thermal break via. Polymer glazing clip
- Permanodic™ anodized finishes in seven standard choices
- Painted finishes in standard and custom choices

OPTIONAL FEATURES

- Two color capability
- 1-1/4" perimeter sight line
- Project specific U-factors (See Thermal Charts)

PRODUCT APPLICATIONS

- Storefront, Ribbon Window or Punched Openings
- Low to mid-rise
- Single-span
- Curved frames
- Integrated entrance framing allowing Kawneer entrances or other specialty entrances to be included
- Kawneer windows or GLASSvent™ for storefront are easily incorporated

For specific product applications,
consult your Kawneer Representative

Laws and building and safety codes governing the design and use of glazed entrance, window, and curtain wall products vary widely. Kawneer does not control the selection of product configurations, operating hardware, or glazing materials, and assumes no responsibility therefor.

Kawneer reserves the right to change configuration without prior notice when deemed necessary for product improvement.

© Kawneer Company, Inc., 2014

Laws and building and safety codes governing the design and use of glazed entrance, window, and curtain wall products vary widely. Kawneer does not control the selection of product configurations, operating hardware, or glazing materials, and assumes no responsibility therefor.

Kawneer reserves the right to change configuration without prior notice when deemed necessary for product improvement.
© Kawneer Company, Inc., 2014

PICTORIAL VIEWS 5-8

BASIC FRAMING DETAILS..... 9-20

MISCELLANEOUS FRAMING..... 21,22

GLAZING CHART 22

GLASSvent™ FOR STOREFRONT..... 23,24

VENTS..... 25

ENTRANCE FRAMING..... 26-32

WINDLOAD/DEADLOAD CHARTS..... 33-41

DEADLOAD CHARTS 42-46

THERMAL CHARTS 47-51

GLAZING CLIP CHART..... 52

LAWS AND BUILDING AND SAFETY CODES GOVERNING THE DESIGN AND USE OF GLAZED ENTRANCE, WINDOW, AND CURTAIN WALL PRODUCTS VARY WIDELY. KAWNEER DOES NOT CONTROL THE SELECTION OF PRODUCT CONFIGURATIONS, OPERATING HARDWARE, OR GLAZING MATERIALS, AND ASSUMES NO RESPONSIBILITY THEREFOR.

Metric (SI) conversion figures are included throughout these details for reference. Numbers in parentheses () are millimeters unless otherwise noted.

The following metric (SI) units are found in these details:

- m – meter
- cm – centimeter
- mm – millimeter
- s – second
- Pa – pascal
- MPa – megapascal

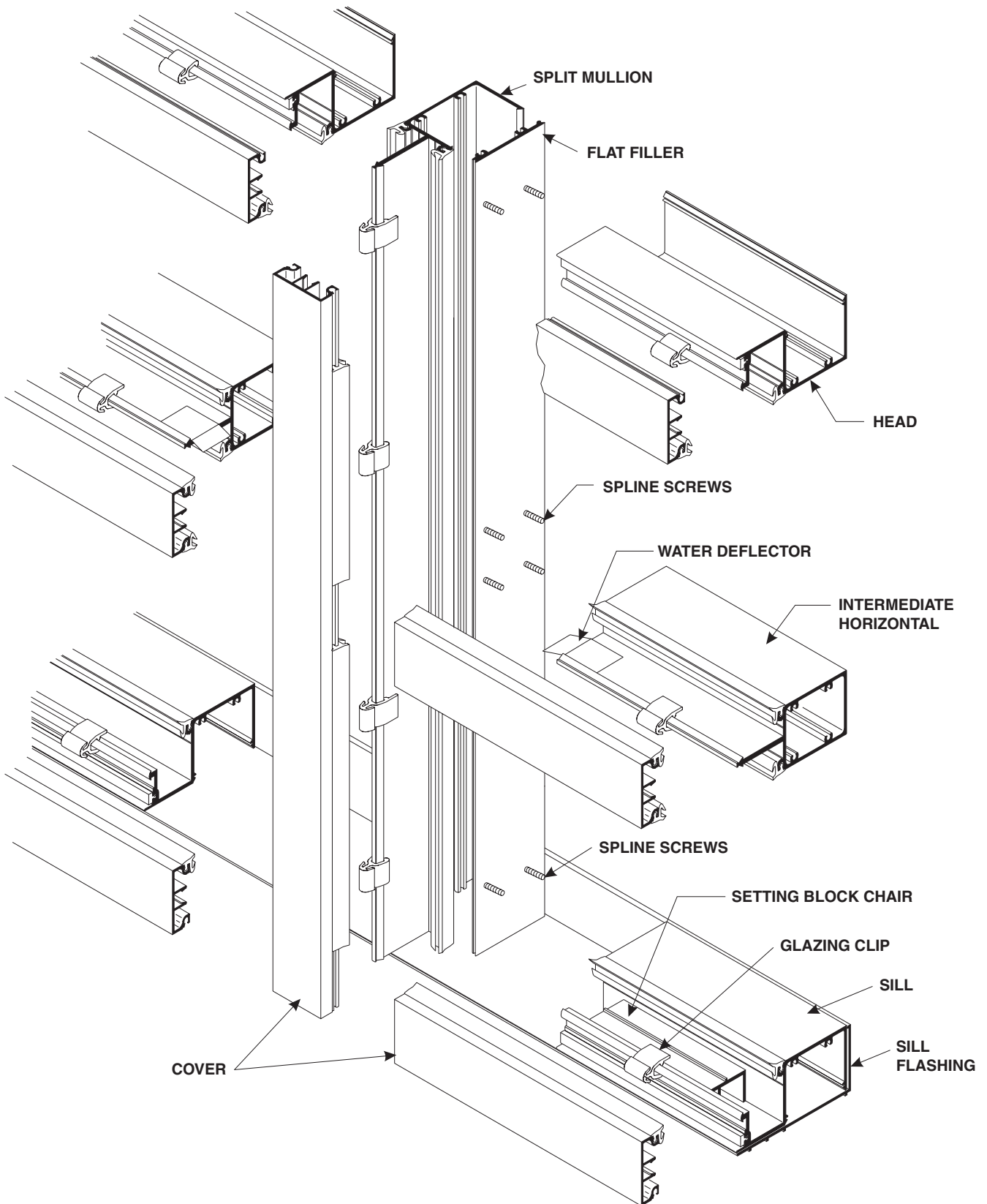
Kawneer reserves the right to change configurations without prior notice when deemed necessary for product improvement.

Laws and building and safety codes governing the design and use of glazed entrance, window, and curtain wall products vary widely. Kawneer does not control the selection of product configurations, operating hardware, or glazing materials, and assumes no responsibility therefor.

Kawneer reserves the right to change configuration without prior notice when deemed necessary for product improvement.

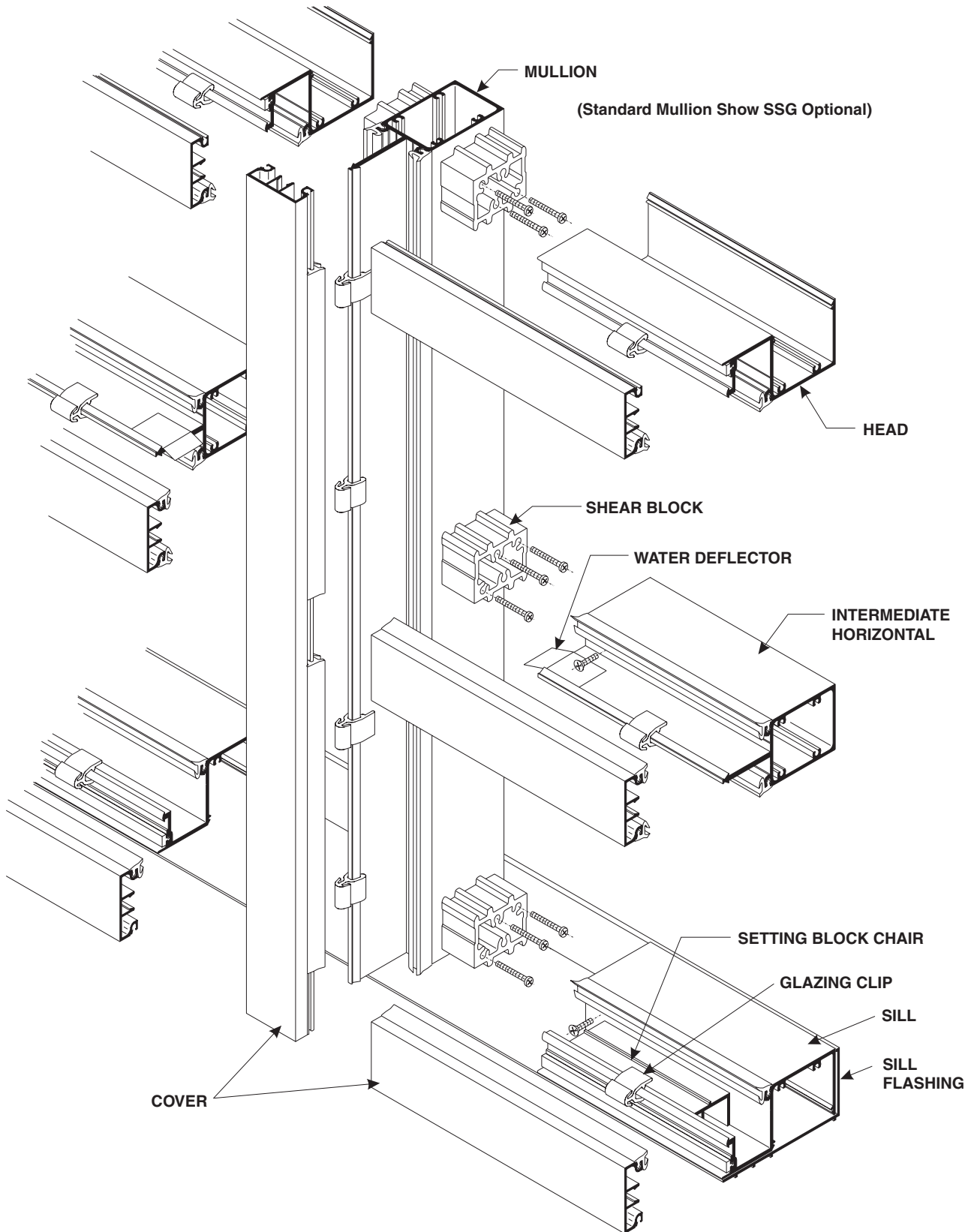
© Kawneer Company, Inc., 2014

PICTORIAL VIEW (SCREW SPLINE ASSEMBLY)



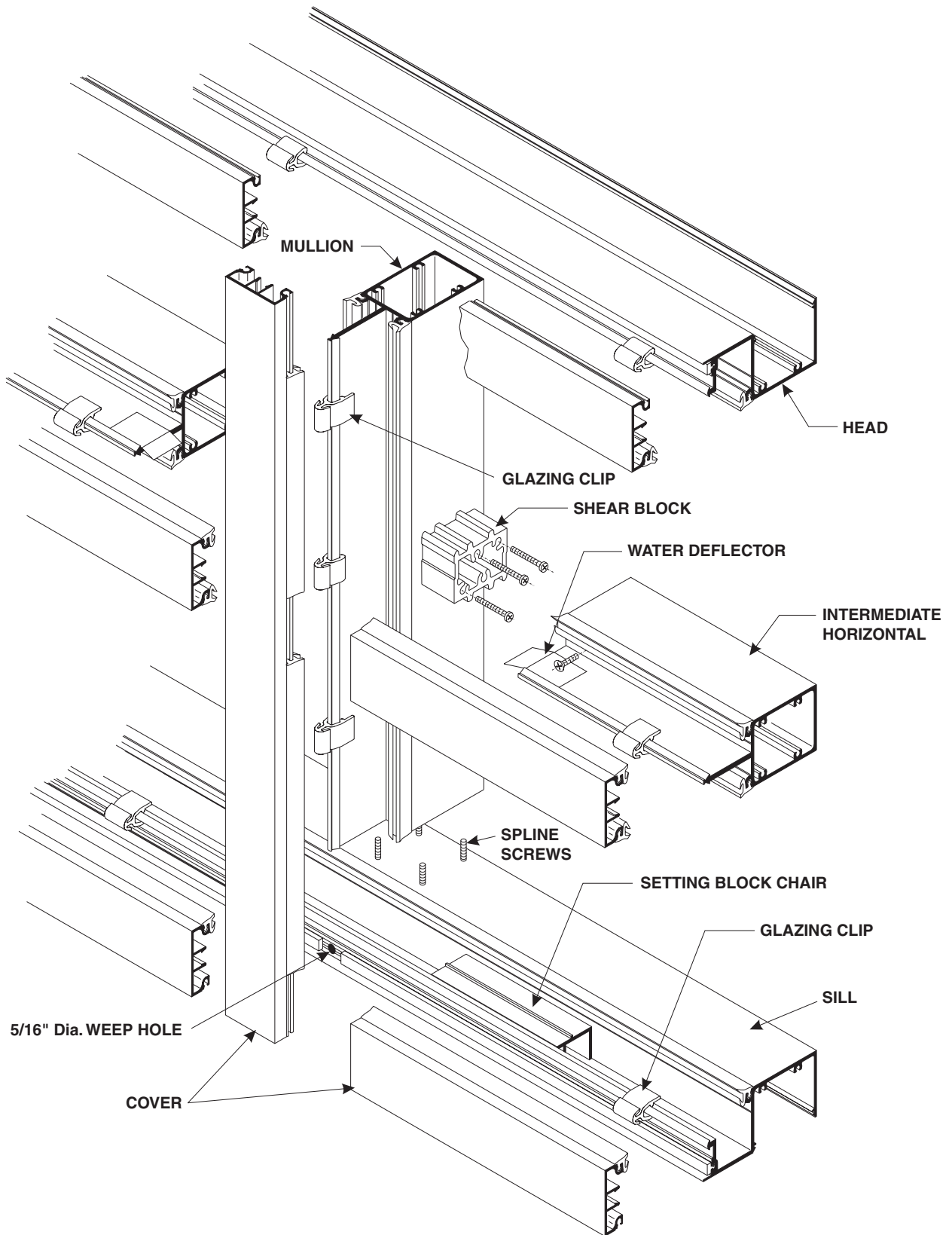
Laws and building and safety codes governing the design and use of glazed entrance, window, and curtain wall products vary widely. Kawneer does not control the selection of product configurations, operating hardware, or glazing materials, and assumes no responsibility therefor.

Kawneer reserves the right to change configuration without prior notice when deemed necessary for product improvement.
© Kawneer Company, Inc., 2014



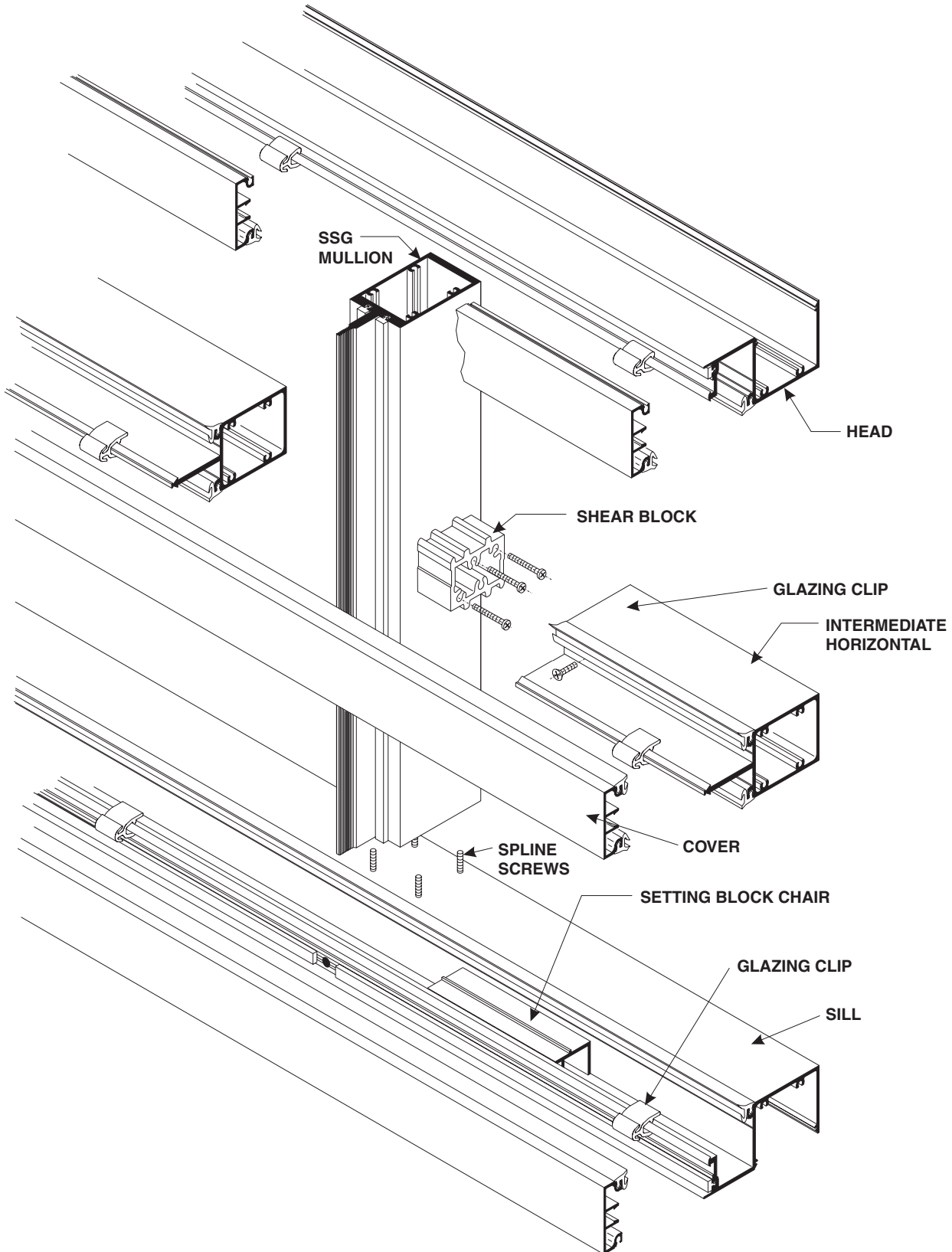
Laws and building and safety codes governing the design and use of glazed entrance, window, and curtain wall products vary widely. Kawneer does not control the selection of product configurations, operating hardware, or glazing materials, and assumes no responsibility therefor.

Kawneer reserves the right to change configuration without prior notice when deemed necessary for product improvement.
© Kawneer Company, Inc., 2014



Laws and building and safety codes governing the design and use of glazed entrance, window, and curtain wall products vary widely. Kawneer does not control the selection of product configurations, operating hardware, or glazing materials, and assumes no responsibility therefor.

Kawneer reserves the right to change configuration without prior notice when deemed necessary for product improvement.
© Kawneer Company, Inc., 2014

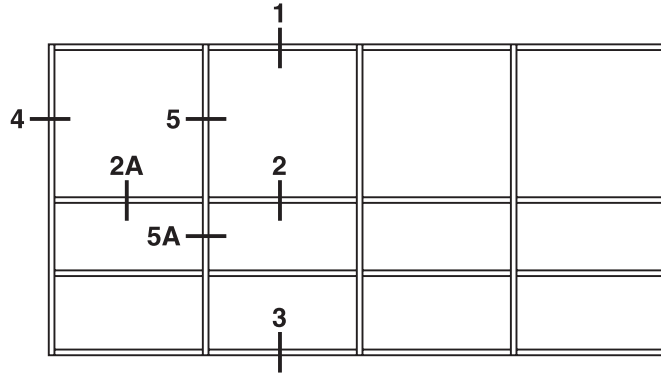


Laws and building and safety codes governing the design and use of glazed entrance, window, and curtain wall products vary widely. Kawneer does not control the selection of product configurations, operating hardware, or glazing materials, and assumes no responsibility therefor.

Kawneer reserves the right to change configuration without prior notice when deemed necessary for product improvement.

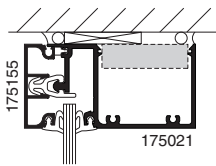
© Kawneer Company, Inc., 2014

SCALE 3" = 1'-0"

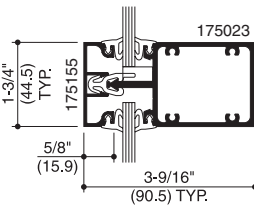


ELEVATION IS NUMBER KEYED TO DETAILS

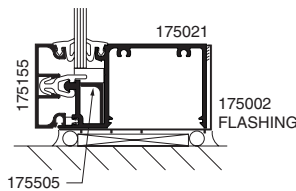
1/4" INFILL



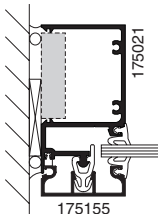
1 HEAD



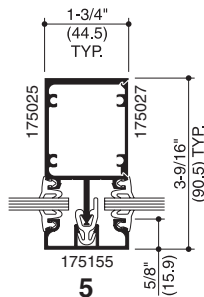
2 HORIZONTAL



3 SILL

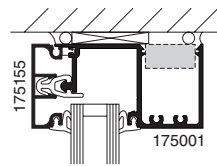


4 JAMB

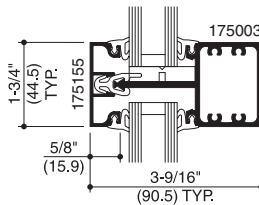


5 MULLION

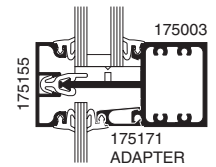
1" INFILL



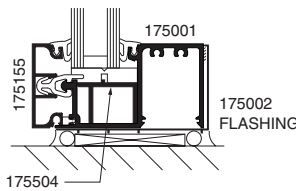
1 HEAD



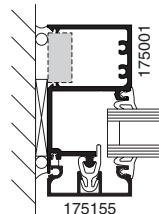
2 HORIZONTAL



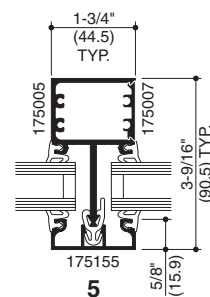
2A HORIZONTAL W/ 1/4" ADAPTER



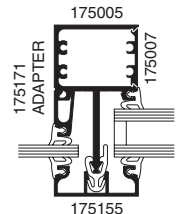
3 SILL



4 JAMB



5 SPLIT MULLION



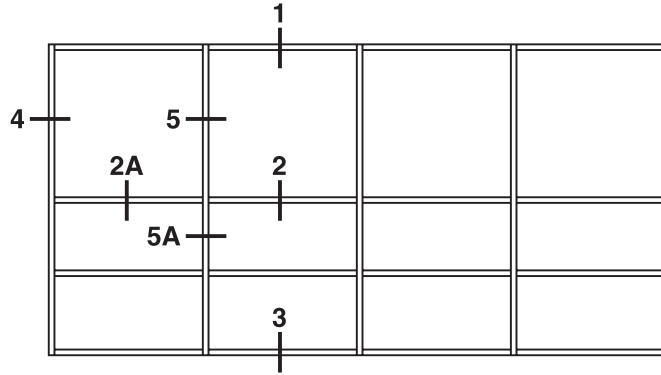
5A SPLIT MULLION W/ 1/4" ADAPTER

Laws and building and safety codes governing the design and use of glazed entrance, window, and curtain wall products vary widely. Kawneer does not control the selection of product configurations, operating hardware, or glazing materials, and assumes no responsibility therefor.

Kawneer reserves the right to change configuration without prior notice when deemed necessary for product improvement.

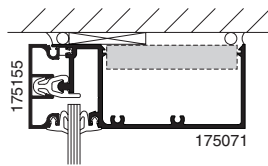
© Kawneer Company, Inc., 2014

SCALE 3" = 1'-0"

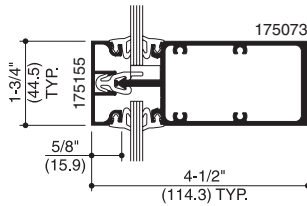


ELEVATION IS NUMBER KEYED TO DETAILS

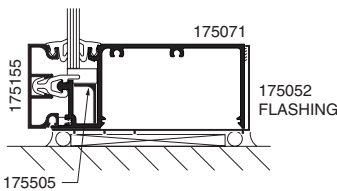
1/4" INFILL



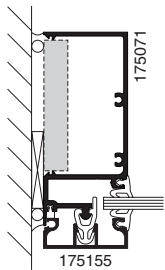
1 HEAD



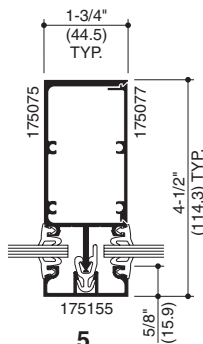
2 HORIZONTAL



3 SILL

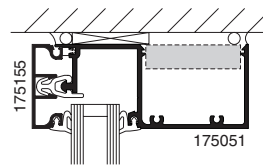


4 JAMB

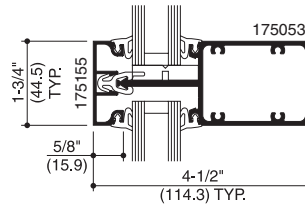


5 MULLION

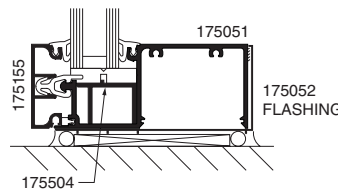
1" INFILL



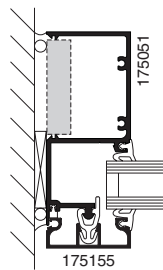
1 HEAD



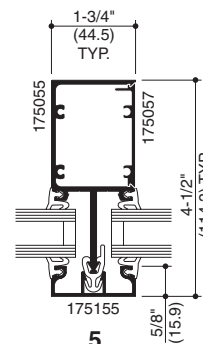
2 HORIZONTAL



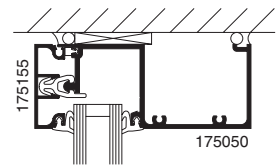
3 SILL



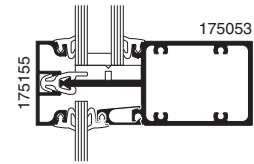
4 JAMB



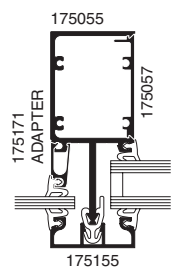
5 SPLIT MULLION



1 HEAD W/ CAULK LEG



2A HORIZONTAL W/ 1/4" ADAPTER



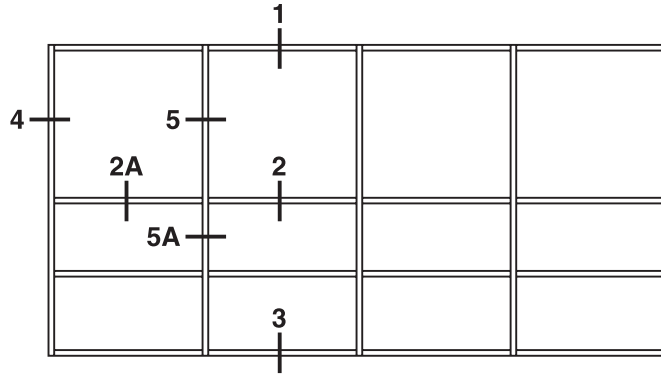
5A SPLIT MULLION W/ 1/4" ADAPTER

Laws and building and safety codes governing the design and use of glazed entrance, window, and curtain wall products vary widely. Kawneer does not control the selection of product configurations, operating hardware, or glazing materials, and assumes no responsibility therefor.

Kawneer reserves the right to change configuration without prior notice when deemed necessary for product improvement.

© Kawneer Company, Inc., 2014

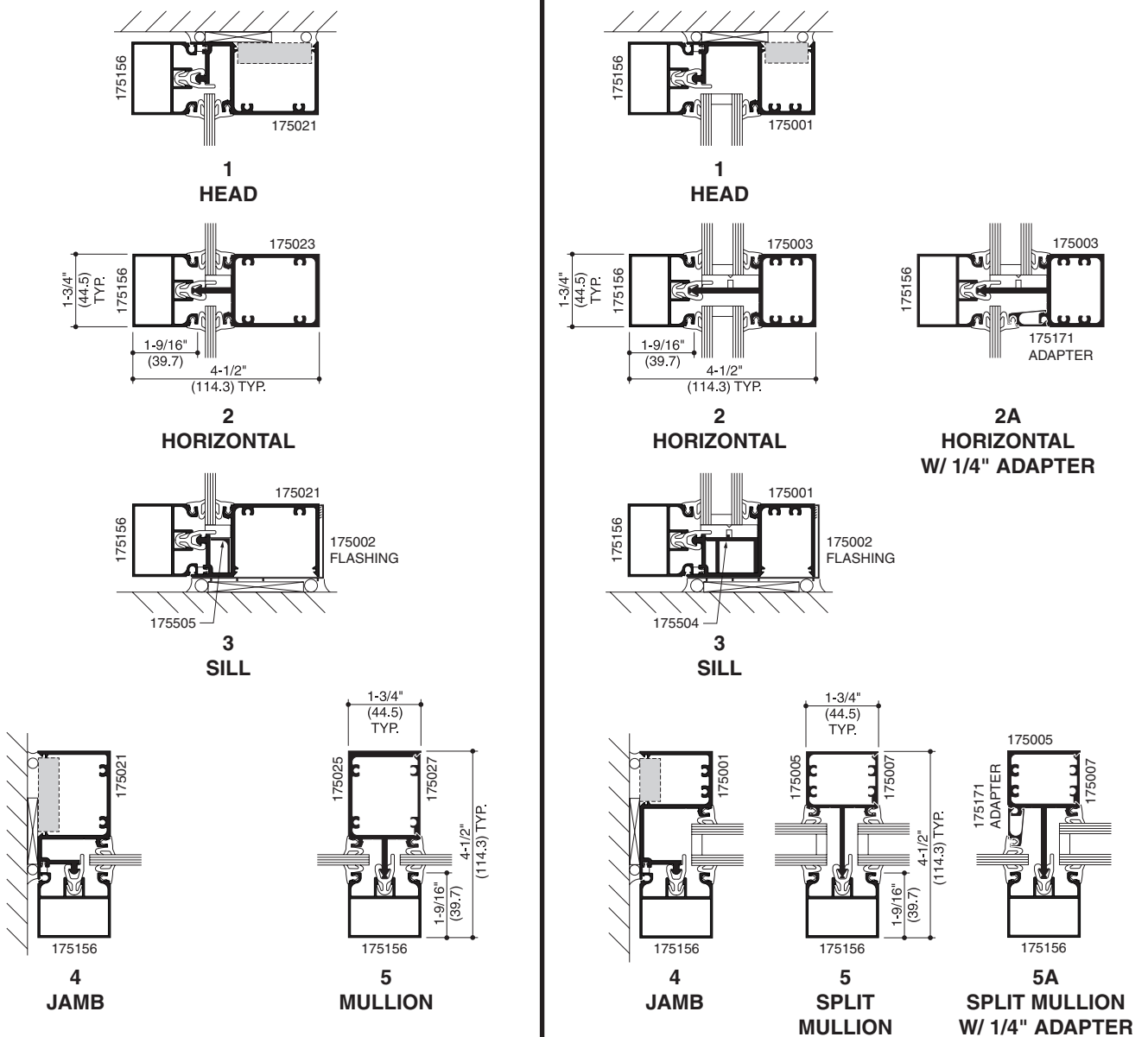
SCALE 3" = 1'-0"



ELEVATION IS NUMBER KEYED TO DETAILS

1/4" INFILL

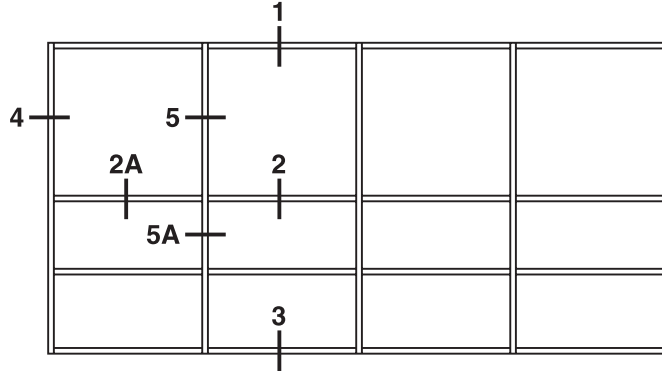
1" INFILL



Laws and building and safety codes governing the design and use of glazed entrance, window, and curtain wall products vary widely. Kawneer does not control the selection of product configurations, operating hardware, or glazing materials, and assumes no responsibility therefor.

Kawneer reserves the right to change configuration without prior notice when deemed necessary for product improvement.
© Kawneer Company, Inc., 2014

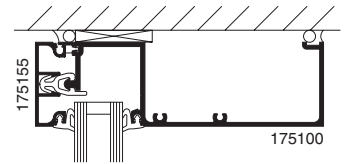
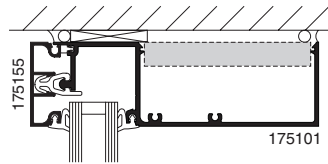
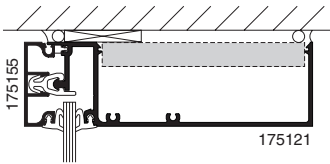
SCALE 3" = 1'-0"



ELEVATION IS NUMBER KEYED TO DETAILS

1/4" INFILL

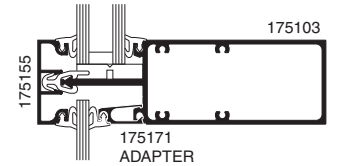
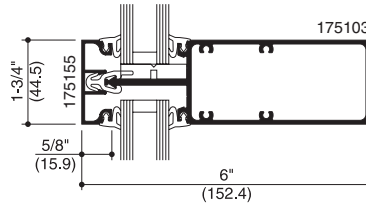
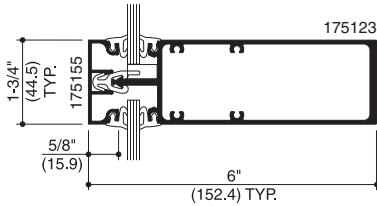
1" INFILL



1
HEAD

1
HEAD

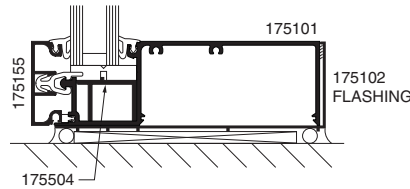
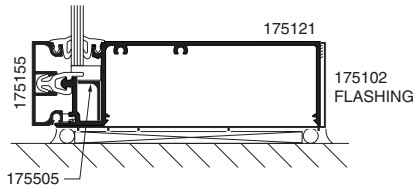
1
HEAD W/ CAULK LEG



2
HORIZONTAL

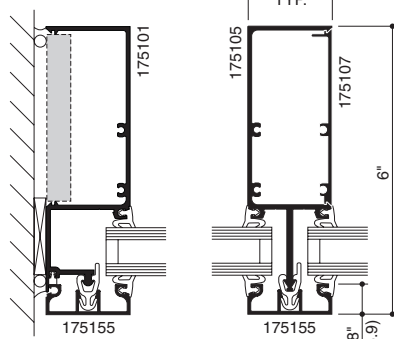
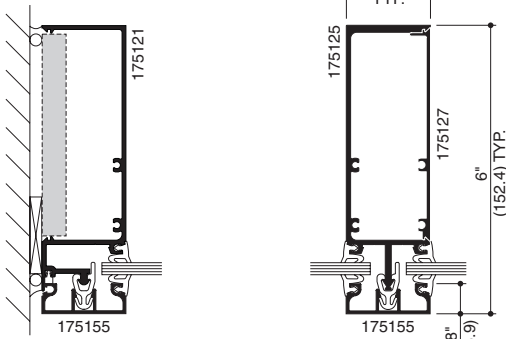
2
HORIZONTAL

2A
HORIZONTAL
W/ 1/4" ADAPTER



3
SILL

3
SILL



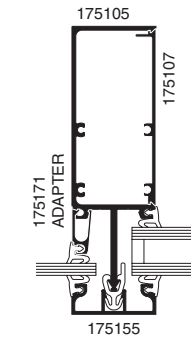
4
JAMB

4
JAMB



5
MULLION

5
SPLIT
MULLION



5A
SPLIT MULLION
W/ 1/4" ADAPTER

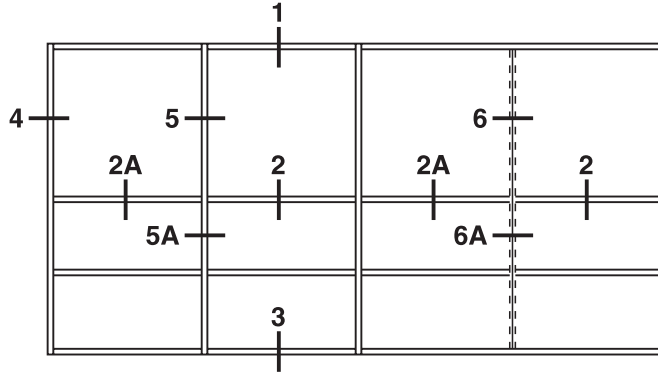
Laws and building and safety codes governing the design and use of glazed entrance, window, and curtain wall products vary widely. Kawneer does not control the selection of product configurations, operating hardware, or glazing materials, and assumes no responsibility therefor.

Kawneer reserves the right to change configuration without prior notice when deemed necessary for product improvement.

© Kawneer Company, Inc., 2014

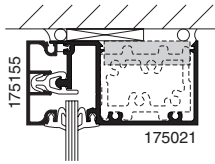
SCALE 3" = 1'-0"

NOTE: TYPE-B SYSTEM SIMILAR EXCEPT HEAD & SILL RUN THROUGH.

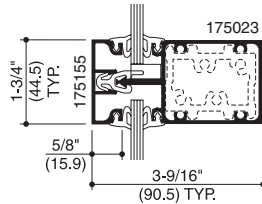


ELEVATION IS NUMBER KEYED TO DETAILS

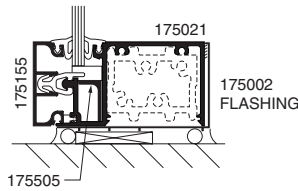
1/4" INFILL



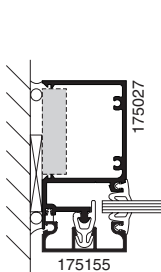
1 HEAD



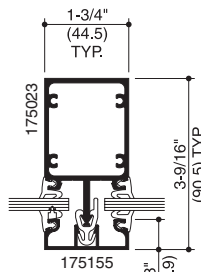
2 HORIZONTAL



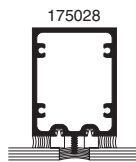
3 SILL



4 JAMB

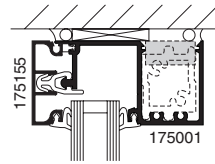


5 MULLION

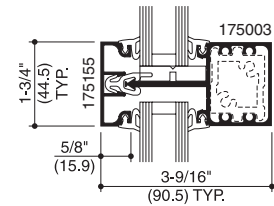


6 SSG MULLION

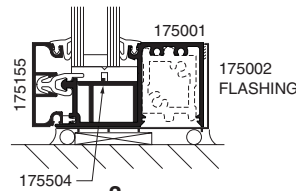
1" INFILL



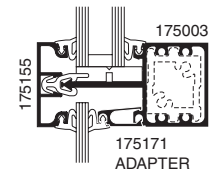
1 HEAD



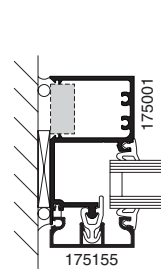
2 HORIZONTAL



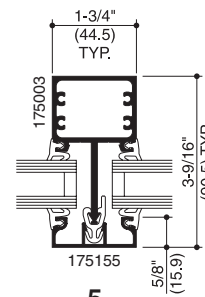
3 SILL



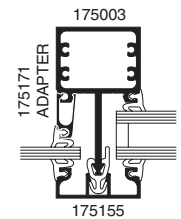
2A HORIZONTAL W/ 1/4" ADAPTER



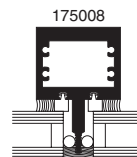
4 JAMB



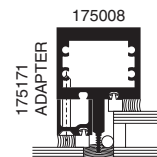
5 MULLION



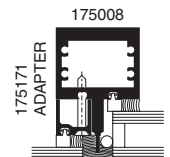
5A MULLION W/ 1/4" ADAPTER



6 SSG MULLION



6A W/ 1/4" ADAPTER INSIDE SEAL



6A W/ 1/4" ADAPTER OUTSIDE SEAL

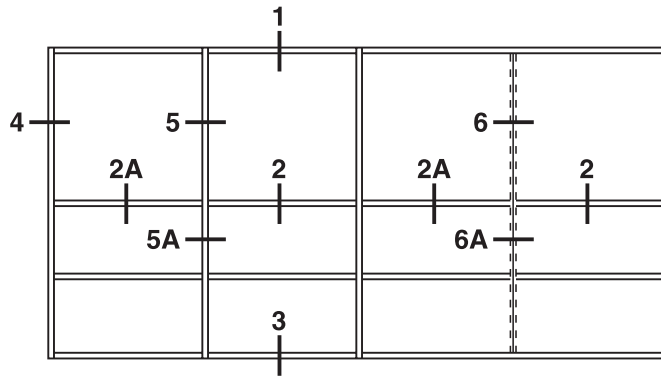
Laws and building and safety codes governing the design and use of glazed entrance, window, and curtain wall products vary widely. Kawneer does not control the selection of product configurations, operating hardware, or glazing materials, and assumes no responsibility therefor.

Kawneer reserves the right to change configuration without prior notice when deemed necessary for product improvement.

© Kawneer Company, Inc., 2014

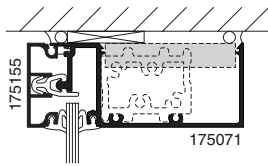
SCALE 3" = 1'-0"

NOTE: TYPE-B SYSTEM SIMILAR EXCEPT HEAD & SILL RUN THROUGH.

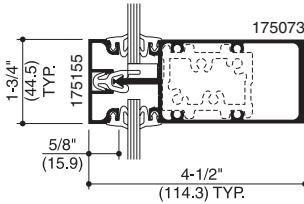


ELEVATION IS NUMBER KEYED TO DETAILS

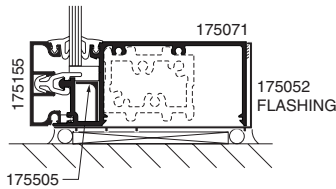
1/4" INFILL



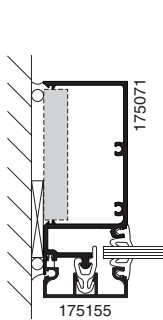
1 HEAD



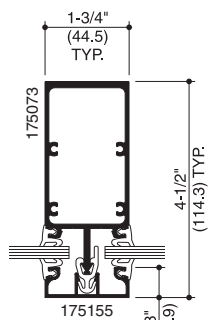
2 HORIZONTAL



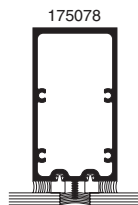
3 SILL



4 JAMB

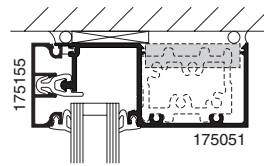


5 MULLION

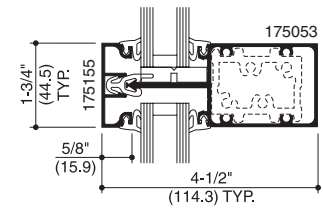


6 SSG MULLION

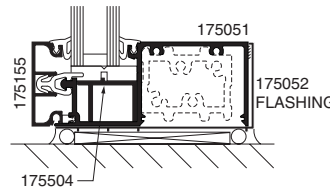
1" INFILL



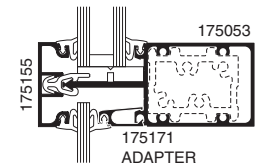
1 HEAD



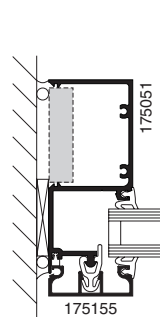
2 HORIZONTAL



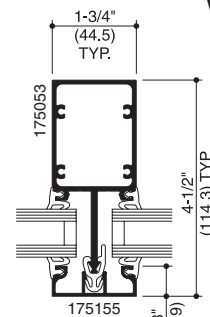
3 SILL



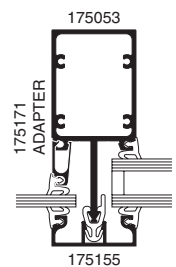
2A HORIZONTAL W/ 1/4" ADAPTER



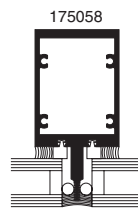
4 JAMB



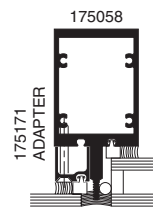
5 MULLION



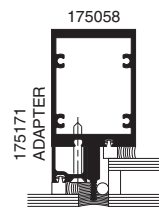
5A MULLION W/ 1/4" ADAPTER



6 SSG MULLION



6A W/ 1/4" ADAPTER INSIDE SEAL



6A W/ 1/4" ADAPTER OUTSIDE SEAL

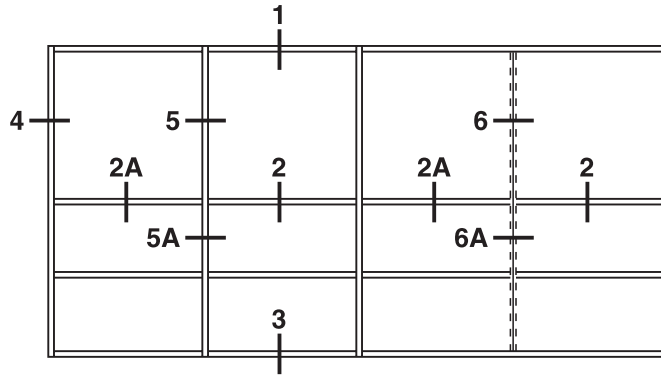
Laws and building and safety codes governing the design and use of glazed entrance, window, and curtain wall products vary widely. Kawneer does not control the selection of product configurations, operating hardware, or glazing materials, and assumes no responsibility therefor.

Kawneer reserves the right to change configuration without prior notice when deemed necessary for product improvement.

© Kawneer Company, Inc., 2014

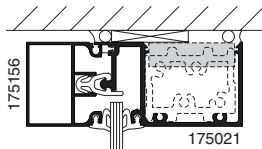
SCALE 3" = 1'-0"

NOTE: TYPE-B SYSTEM SIMILAR EXCEPT HEAD & SILL RUN THROUGH.

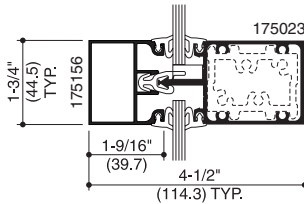


ELEVATION IS NUMBER KEYED TO DETAILS

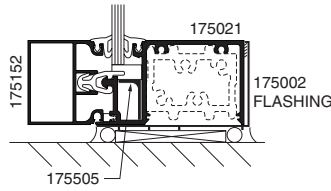
1/4" INFILL



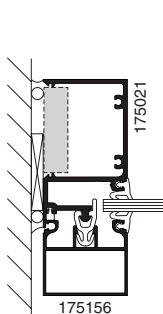
1 HEAD



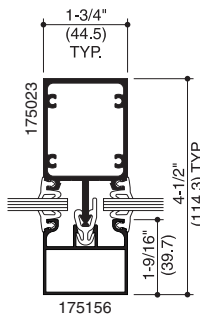
2 HORIZONTAL



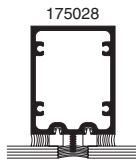
3 SILL



4 JAMB

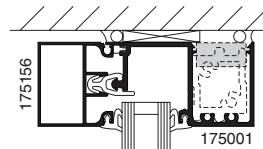


5 MULLION

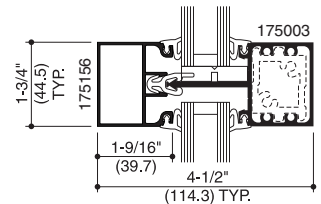


6 SSG MULLION

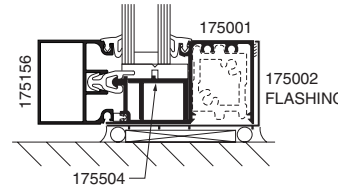
1" INFILL



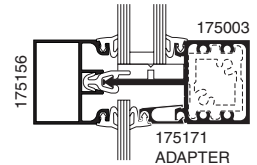
1 HEAD



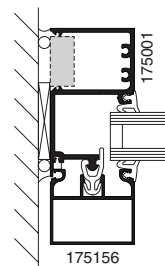
2 HORIZONTAL



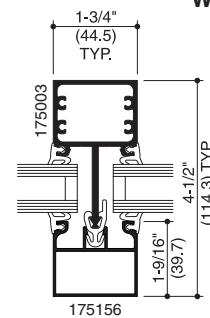
3 SILL



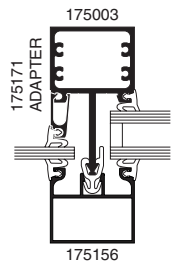
2A HORIZONTAL W/ 1/4" ADAPTER



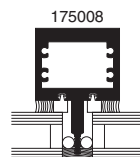
4 JAMB



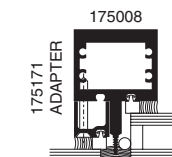
5 MULLION



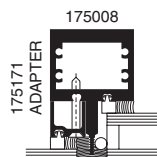
5A MULLION W/ 1/4" ADAPTER



6 SSG MULLION



6A W/ 1/4" ADAPTER INSIDE SEAL



6A W/ 1/4" ADAPTER OUTSIDE SEAL

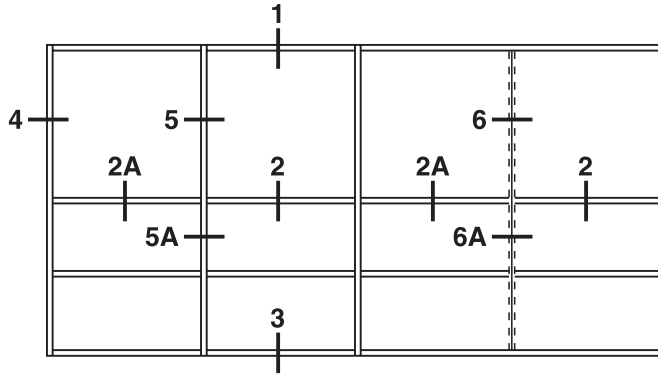
Laws and building and safety codes governing the design and use of glazed entrance, window, and curtain wall products vary widely. Kawneer does not control the selection of product configurations, operating hardware, or glazing materials, and assumes no responsibility therefor.

Kawneer reserves the right to change configuration without prior notice when deemed necessary for product improvement.

© Kawneer Company, Inc., 2014

SCALE 3" = 1'-0"

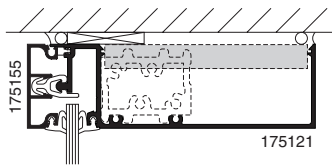
NOTE: TYPE-B SYSTEM SIMILAR EXCEPT HEAD & SILL RUN THROUGH.



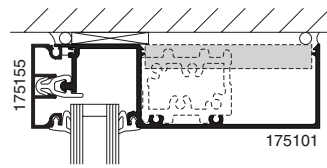
ELEVATION IS NUMBER KEYED TO DETAILS

1/4" INFILL

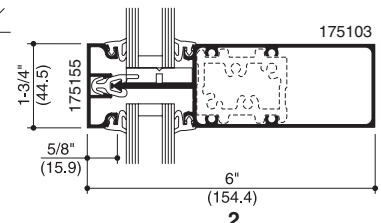
1" INFILL



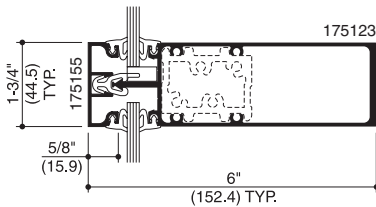
1 HEAD



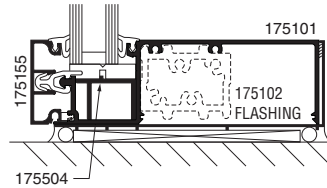
1 HEAD



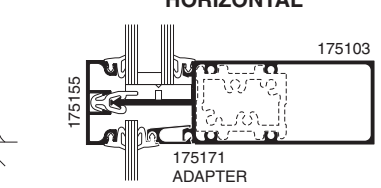
2 HORIZONTAL



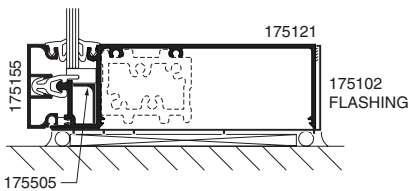
2 HORIZONTAL



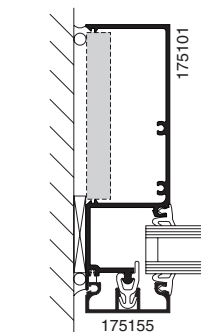
3 SILL



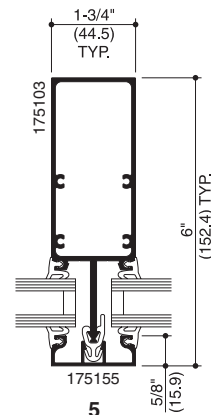
2A HORIZONTAL W/ 1/4" ADAPTER



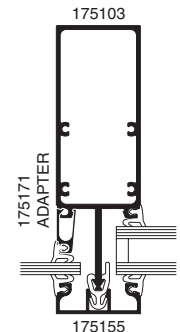
3 SILL



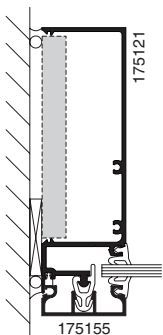
4 JAMB



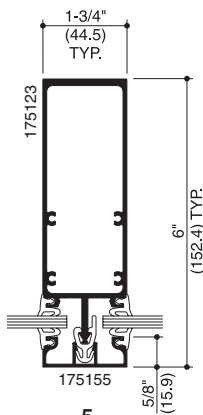
5 MULLION



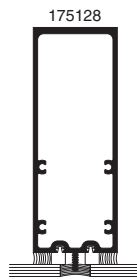
5A MULLION W/ 1/4" ADAPTER



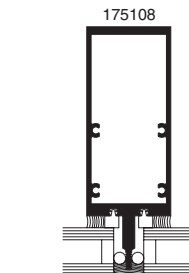
4 JAMB



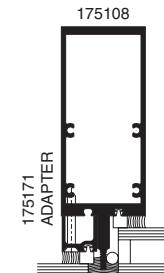
5 MULLION



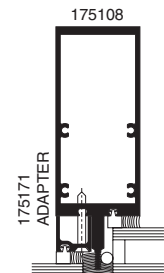
6 SSG MULLION



6 SSG MULLION



6A W/ 1/4" ADAPTER INSIDE SEAL



6A W/ 1/4" ADAPTER OUTSIDE SEAL

Laws and building and safety codes governing the design and use of glazed entrance, window, and curtain wall products vary widely. Kawneer does not control the selection of product configurations, operating hardware, or glazing materials, and assumes no responsibility therefor.

Kawneer reserves the right to change configuration without prior notice when deemed necessary for product improvement.
© Kawneer Company, Inc., 2014

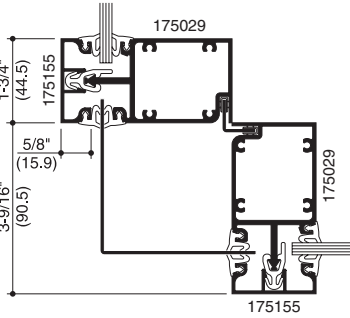
SCALE 3" = 1'-0"

Laws and building and safety codes governing the design and use of glazed entrance, window, and curtain wall products vary widely. Kawneer does not control the selection of product configurations, operating hardware, or glazing materials, and assumes no responsibility therefor.

Kawneer reserves the right to change configuration without prior notice when deemed necessary for product improvement.

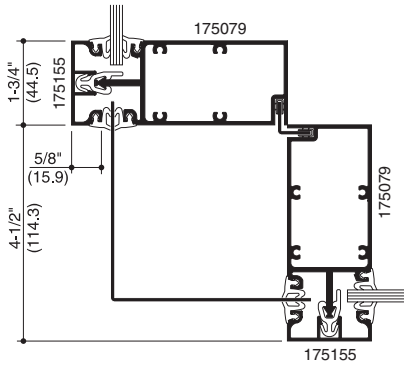
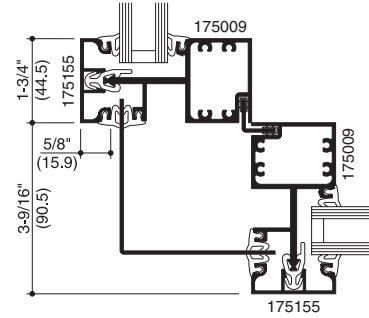
© Kawneer Company, Inc., 2014

1/4" INFILL

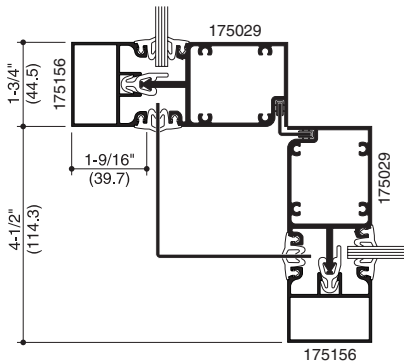
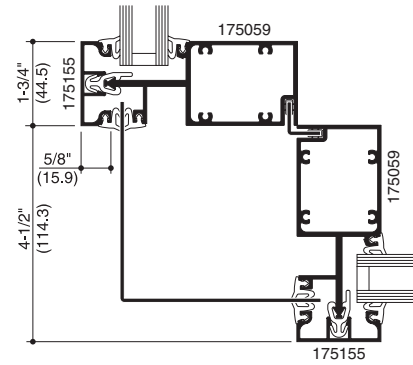


3-9/16" SYSTEM

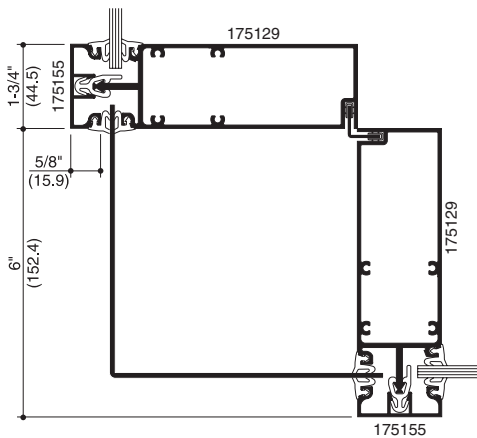
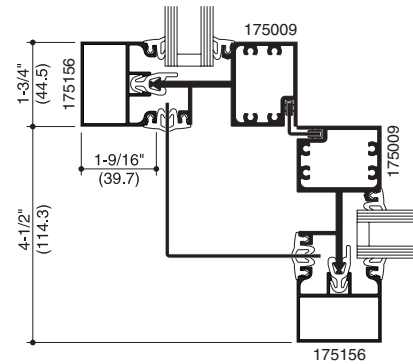
1" INFILL



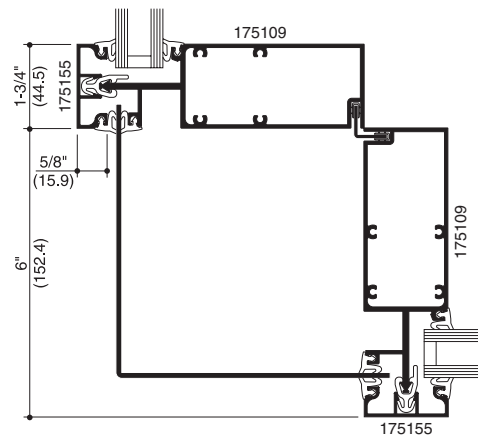
4-1/2" SYSTEM



4-1/2" SYSTEM CENTER GLAZED

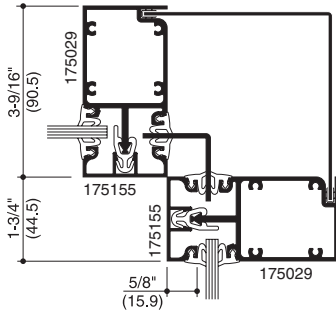


6" SYSTEM



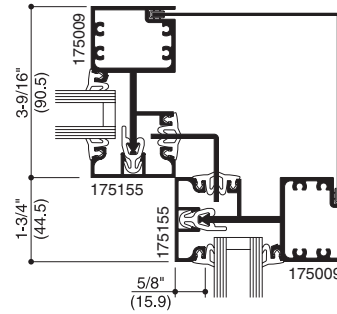
SCALE 3" = 1'-0"

1/4" INFILL

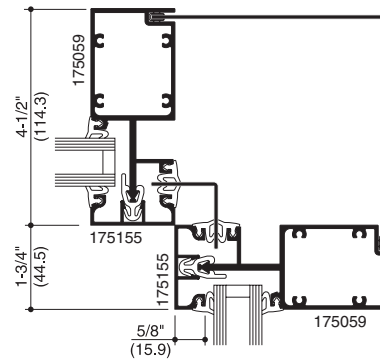
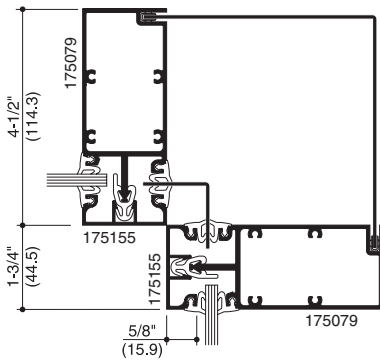


3-9/16" SYSTEM

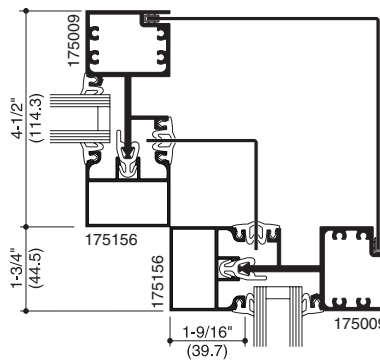
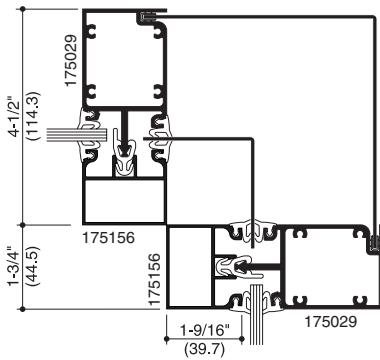
1" INFILL



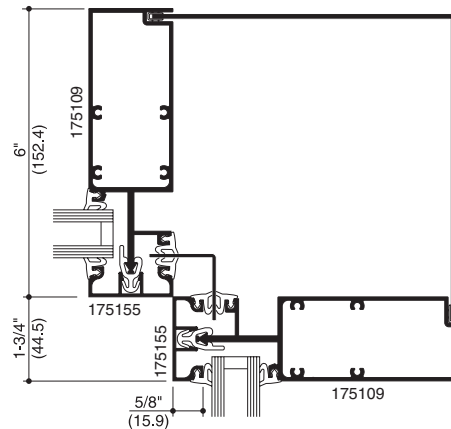
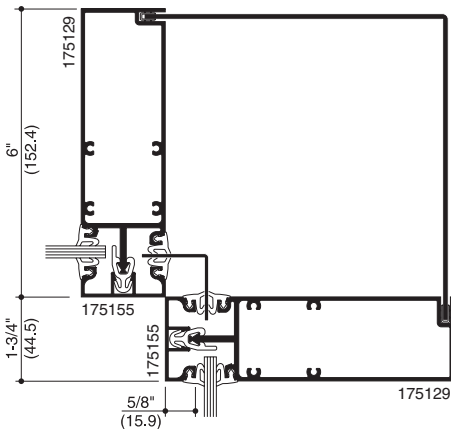
4-1/2" SYSTEM



4-1/2" SYSTEM
CENTER GLAZED



6" SYSTEM

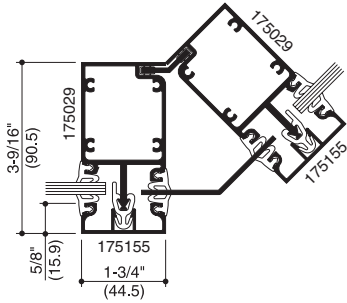


Laws and building and safety codes governing the design and use of glazed entrance, window, and curtain wall products vary widely. Kawneer does not control the selection of product configurations, operating hardware, or glazing materials, and assumes no responsibility therefor.

Kawneer reserves the right to change configuration without prior notice when deemed necessary for product improvement.
© Kawneer Company, Inc., 2014

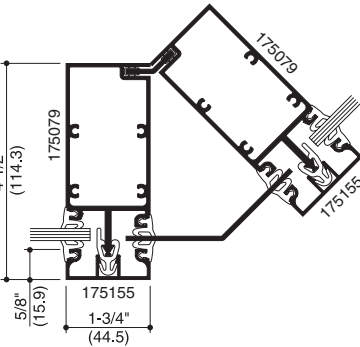
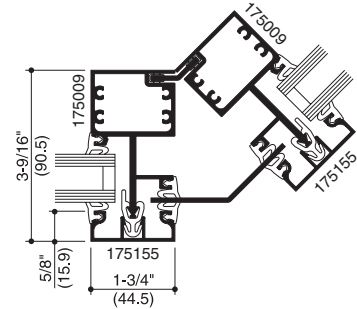
SCALE 3" = 1'-0"

1/4" INFILL

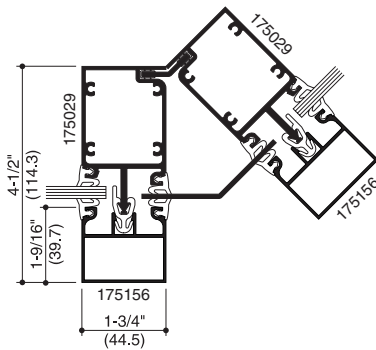
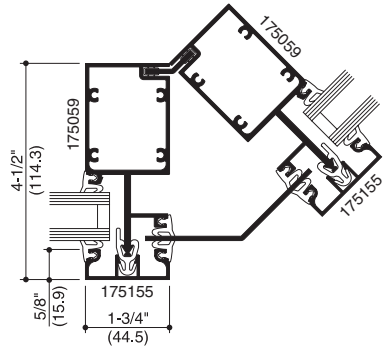


3-9/16" SYSTEM

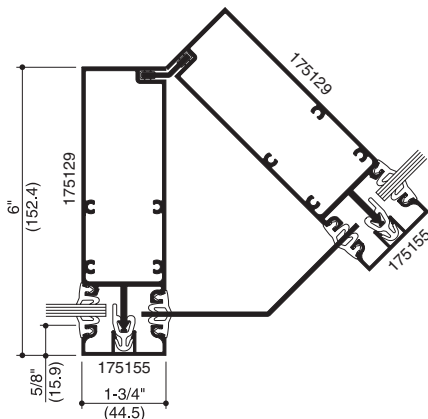
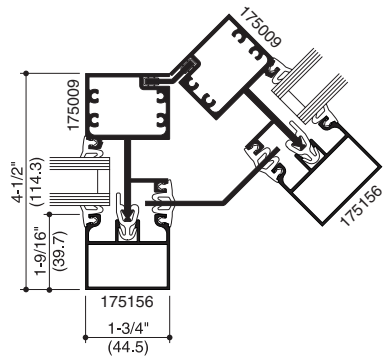
1" INFILL



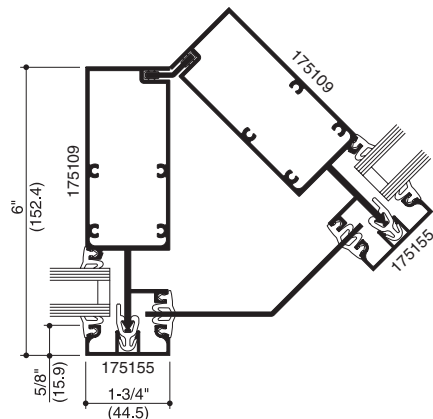
4-1/2" SYSTEM



4-1/2" SYSTEM CENTER GLAZED



6" SYSTEM



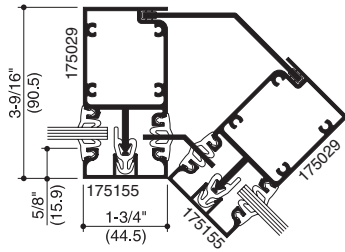
Laws and building and safety codes governing the design and use of glazed entrance, window, and curtain wall products vary widely. Kawneer does not control the selection of product configurations, operating hardware, or glazing materials, and assumes no responsibility therefor.

Kawneer reserves the right to change configuration without prior notice when deemed necessary for product improvement.

© Kawneer Company, Inc., 2014

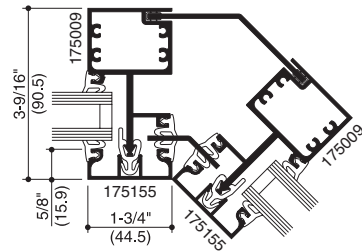
SCALE 3" = 1'-0"

1/4" INFILL

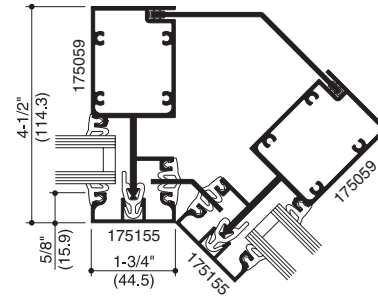
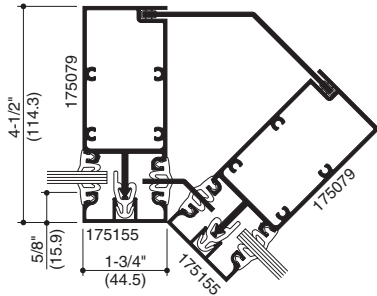


3-9/16" SYSTEM

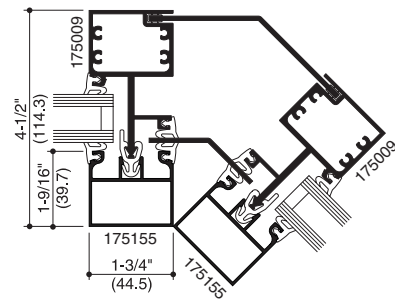
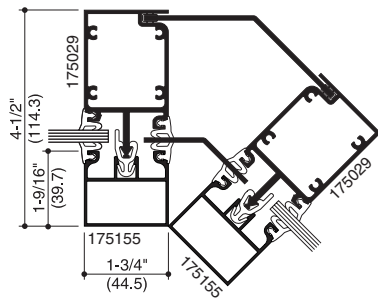
1" INFILL



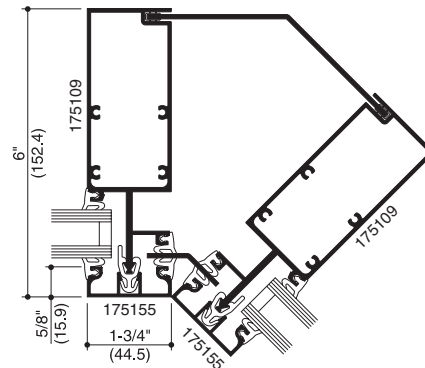
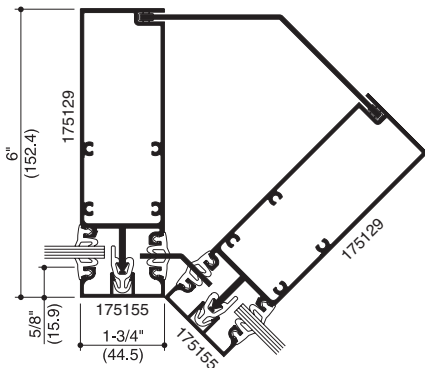
4-1/2" SYSTEM



4-1/2" SYSTEM
CENTER GLAZED



6" SYSTEM



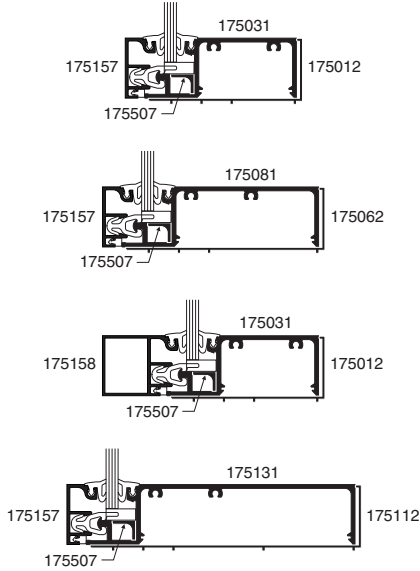
Laws and building and safety codes governing the design and use of glazed entrance, window, and curtain wall products vary widely. Kawneer does not control the selection of product configurations, operating hardware, or glazing materials, and assumes no responsibility therefor.

Kawneer reserves the right to change configuration without prior notice when deemed necessary for product improvement.

© Kawneer Company, Inc., 2014

SCALE 3" = 1'-0"

**1-1/4" NARROW PERIMETER
SCREW SPLINE SYSTEM
WITH 1/4" INFILL**



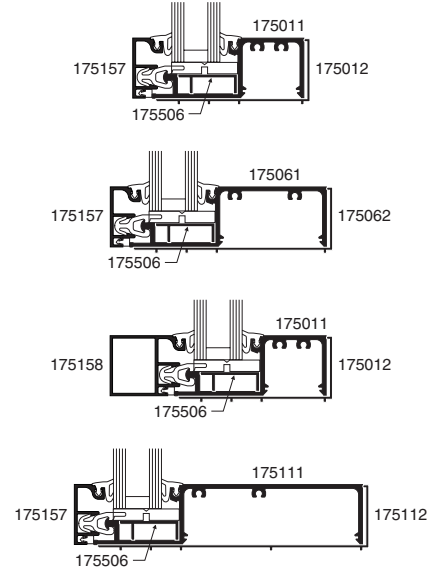
3-9/16" SYSTEM

4-1/2" SYSTEM

**4-1/2" SYSTEM
CENTER GLAZED**

6" SYSTEM

**1-1/4" NARROW PERIMETER
SCREW SPLINE SYSTEM
WITH 1" INFILL**



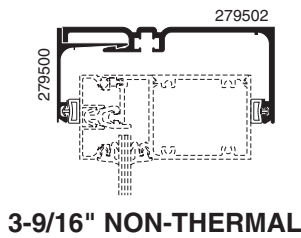
3-9/16" SYSTEM

4-1/2" SYSTEM

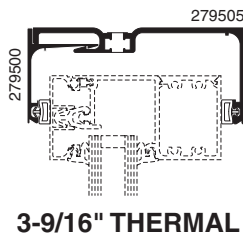
**4-1/2" SYSTEM
CENTER GLAZED**

6" SYSTEM

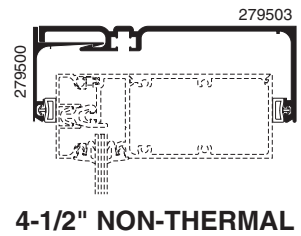
HEAD RECEPTORS



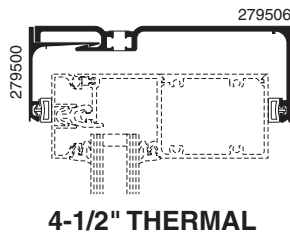
3-9/16" NON-THERMAL



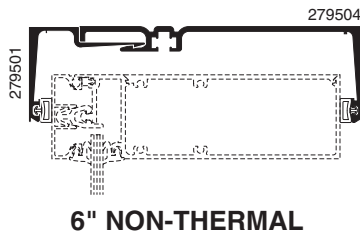
3-9/16" THERMAL



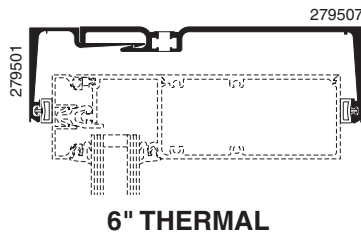
4-1/2" NON-THERMAL



4-1/2" THERMAL

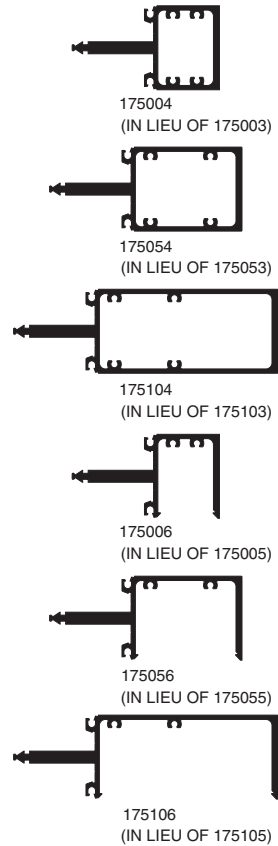


6" NON-THERMAL



6" THERMAL

HEAVY MULLIONS



NOTE:
HEAVY MULLIONS CAN BE USED WITH
STANDARD FACE COVERS 175155 & 175156

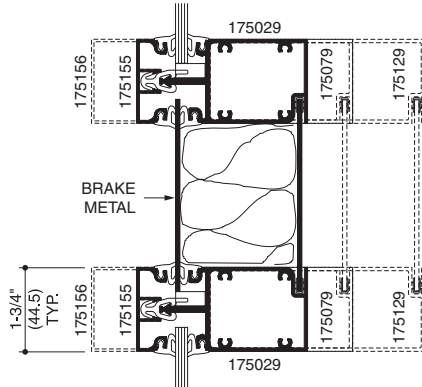
Laws and building and safety codes governing the design and use of glazed entrance, window, and curtain wall products vary widely. Kawneer does not control the selection of product configurations, operating hardware, or glazing materials, and assumes no responsibility therefor.

Kawneer reserves the right to change configuration without prior notice when deemed necessary for product improvement.
© Kawneer Company, Inc., 2014

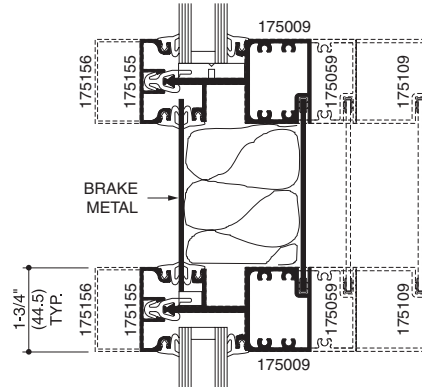
SCALE 3" = 1'-0"

**HORIZONTAL / CROSSRAIL ASSEMBLY
(SCREW SPLINE SYSTEM)**

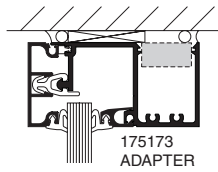
1/4" INFILL



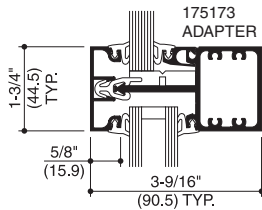
1" INFILL



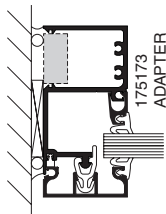
**1/2" INFILL ADAPTER
(SHOWN WITH 3-9/16" DEEP SYSTEM)**



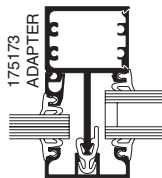
HEAD



HORIZONTAL



JAMB



MULLION

EnCORE™ GLAZING CHART

INFILL THICKNESS	ADAPTER for 1" Infill Pocket	WEATHERING (Both Sides)
1/8"	175171	027077 Heavy
1/4"	175171	027074 Standard
3/8"	175171	027076 Light
1/2"	175173	027074 Standard
5/8"	175173	027076 Light
3/4"	175175	027074 Standard
7/8"	-	027077 Heavy
1"	-	027074 Standard
1-1/8"	-	027076 Light

NOTE: For infill thicknesses in 1/16" increments or oversize glass, use a combination of the Std. (027074) with either the Light (27076) or the Heavy (027077) gaskets.

SSG GLAZING CHART

INFILL THICKNESS	SSG ADAPTER	HORIZONTAL WEATHERING	SSG WEATHERING
1/4"	175172	027074 Std.	175302
1/2"	175173	027074 Std.	175302

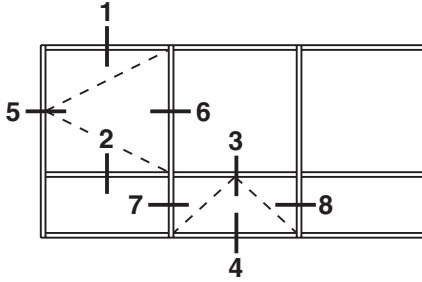
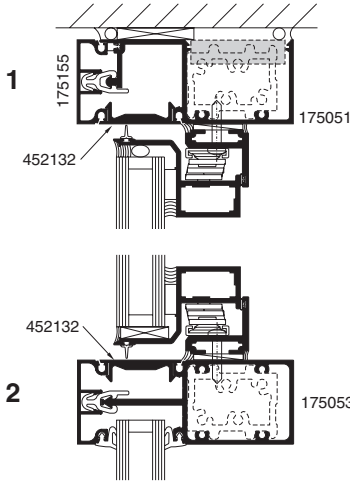
Laws and building and safety codes governing the design and use of glazed entrance, window, and curtain wall products vary widely. Kawneer does not control the selection of product configurations, operating hardware, or glazing materials, and assumes no responsibility therefor.

Kawneer reserves the right to change configuration without prior notice when deemed necessary for product improvement.

© Kawneer Company, Inc., 2014

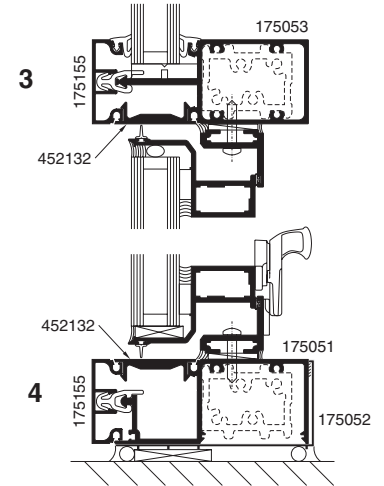
SCALE 3" = 1'-0"

OUTSWING CASEMENT

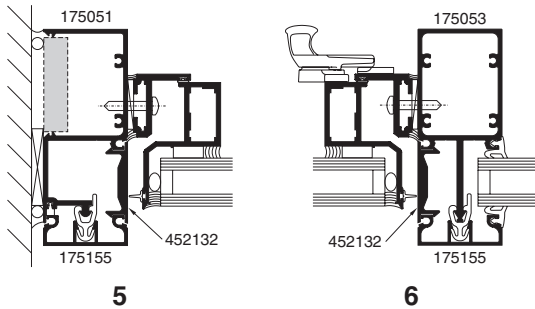


ELEVATION IS NUMBER KEYED TO DETAILS

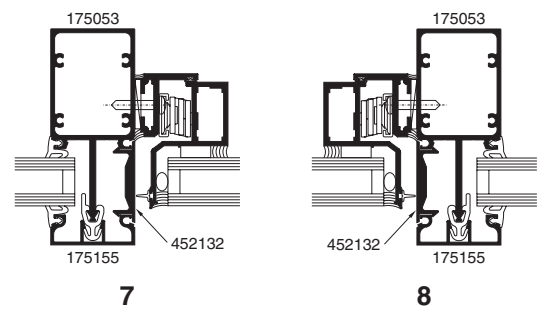
PROJECT-OUT



OUTSWING CASEMENT



PROJECT-OUT



NOTE: Bronze spacer is recommended when 1" insulating glass is used.

MAXIMUM / MINIMUM SIZES (1" INFILL)

PROJECT-OUT MAXIMUM 60" x 36"
MINIMUM 14" x 14"

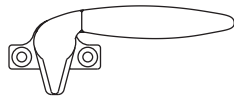
OUTSWING CASEMENT MAXIMUM 36" x 60"
MINIMUM 14" x 14"

Laws and building and safety codes governing the design and use of glazed entrance, window, and curtain wall products vary widely. Kawneer does not control the selection of product configurations, operating hardware, or glazing materials, and assumes no responsibility therefor.

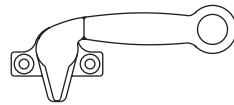
Kawneer reserves the right to change configuration without prior notice when deemed necessary for product improvement.
© Kawneer Company, Inc., 2014

GLASSvent™ FOR STOREFRONT HARDWARE SELECTION GUIDE

DESCRIPTION	PROJECT - OUT	OUTSWING CASEMENT
Stainless steel 4-bar hinge	STANDARD	STANDARD
Cast white bronze cam lock	STANDARD	STANDARD
Cast white bronze cam lock with pole ring	OPTIONAL	OPTIONAL
Cast white bronze custodial lock with removable handle	OPTIONAL	OPTIONAL
Cast white bronze concealed lock with removable hex key	OPTIONAL	OPTIONAL
Cast white bronze pole/pull ring	OPTIONAL	
Pivot-shoe roto-operator	OPTIONAL	
Multi-point lock with cast white bronze locking handle		OPTIONAL
Insect screen	OPTIONAL	OPTIONAL



CAM LOCK



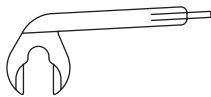
CAM LOCK WITH POLE RING



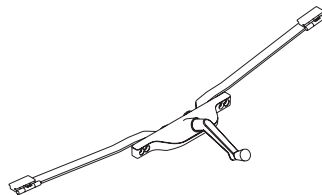
PULL RING



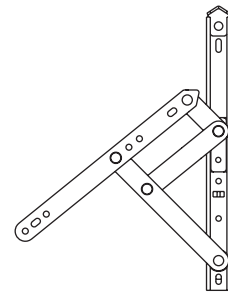
ACCESS CONTROL LOCK



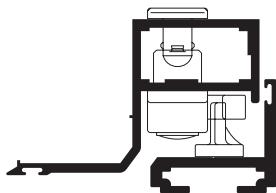
REMOVABLE HANDLE



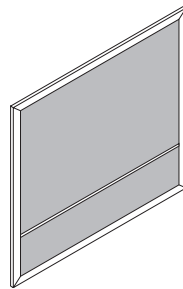
PIVOT-SHOE ROTO-OPERATOR



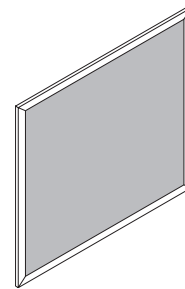
STAINLESS STEEL 4 BAR HINGES



CONCEALED LOCK



INSECT SCREEN WITH STANDARD WICKET

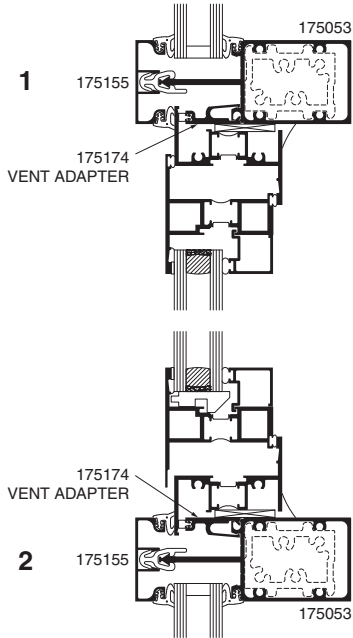


INSECT SCREEN WITH FULL WICKET

Laws and building and safety codes governing the design and use of glazed entrance, window, and curtain wall products vary widely. Kawneer does not control the selection of product configurations, operating hardware, or glazing materials, and assumes no responsibility therefor.

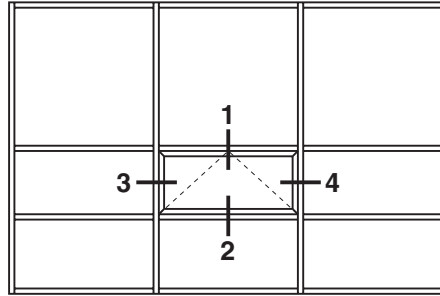
Kawneer reserves the right to change configuration without prior notice when deemed necessary for product improvement.
© Kawneer Company, Inc., 2014

SCALE 3" = 1'-0"

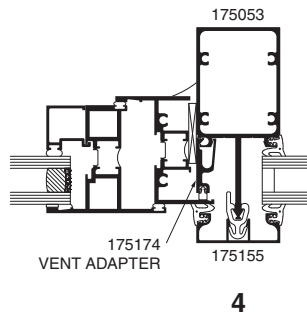
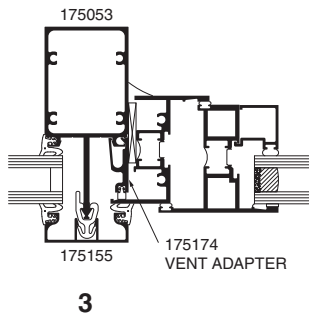


8225TL IsoLock™ WINDOW SHOWN

NOTE: Other vent types can be accommodated. Consult your Kawneer Representative for other options.



ELEVATION IS NUMBER KEYED TO DETAILS



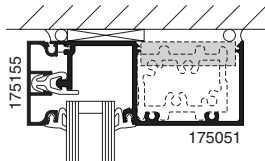
Laws and building and safety codes governing the design and use of glazed entrance, window, and curtain wall products vary widely. Kawneer does not control the selection of product configurations, operating hardware, or glazing materials, and assumes no responsibility therefor.

Kawneer reserves the right to change configuration without prior notice when deemed necessary for product improvement.
© Kawneer Company, Inc., 2014

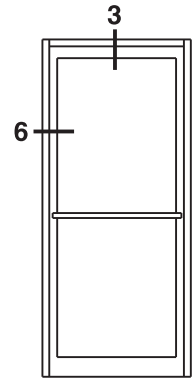
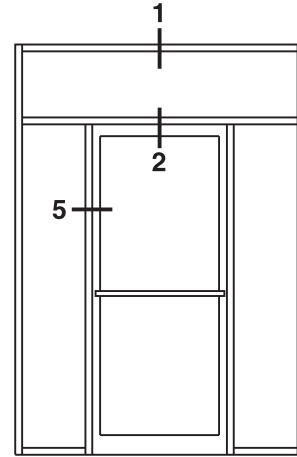
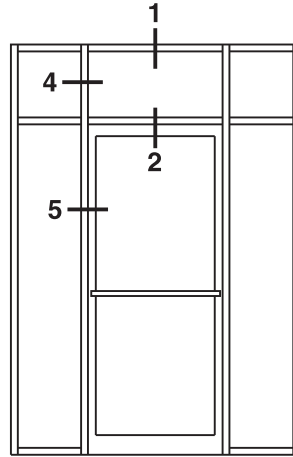
SCALE 3" = 1'-0"

EnCORE™ FRAMING INCORPORATING KAWNEER "190" DOORS.

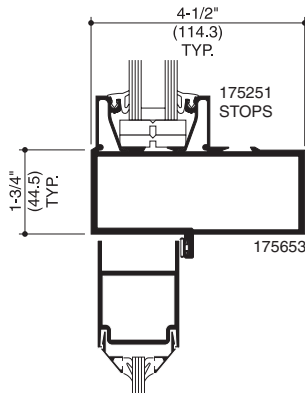
NOTE: Other types of Kawneer doors may be used with this framing. See the Entrance Section for additional information.



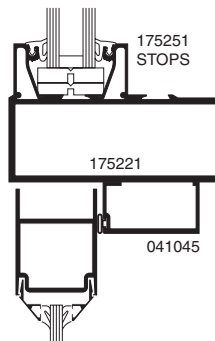
1
TRANSOM HEAD



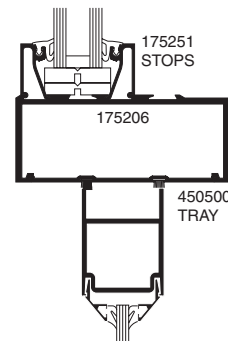
ELEVATION IS NUMBER KEYED TO DETAILS



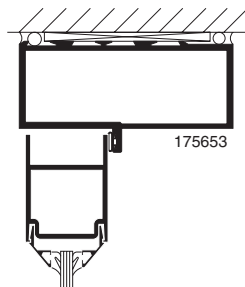
2
OFFSET PIVOT/
BUTT HUNG
TRANSOM BAR



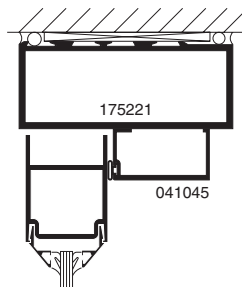
2
S/A OFFSET ARM
OFFSET PIVOT/
BUTT HUNG
TRANSOM BAR



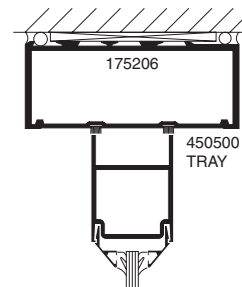
2
C.O.C.
CENTER PIVOT
TRANSOM BAR



3
OFFSET PIVOT/
BUTT HUNG
HEADER



3
S/A OFFSET ARM
OFFSET PIVOT/
BUTT HUNG
HEADER



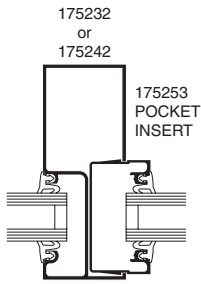
3
C.O.C.
CENTER PIVOT
HEADER

Laws and building and safety codes governing the design and use of glazed entrance, window, and curtain wall products vary widely. Kawneer does not control the selection of product configurations, operating hardware, or glazing materials, and assumes no responsibility therefor.

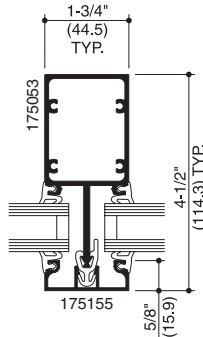
Kawneer reserves the right to change configuration without prior notice when deemed necessary for product improvement.
© Kawneer Company, Inc., 2014

SCALE 3" = 1'-0"

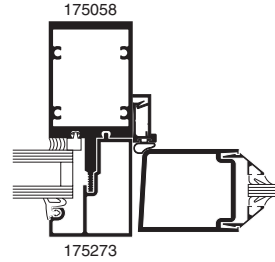
Transom area for both double or single acting doors with glass surround. Jambs above transom area are routed out to accept pocket insert 175253.



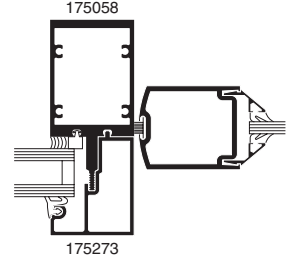
4
DOOR JAMB
AT TRANSOM



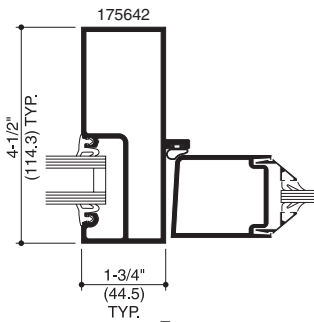
4
DOOR JAMB
AT TRANSOM
(OPTIONAL)



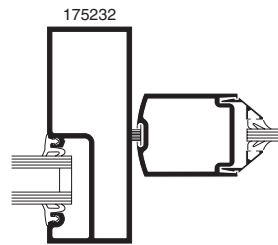
5
SINGLE ACTING
SSG DOOR JAMB
W/ DOOR ADAPTER



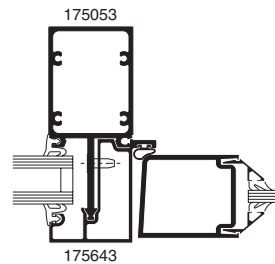
5
DOUBLE ACTING
SSG DOOR JAMB
W/ DOOR ADAPTER



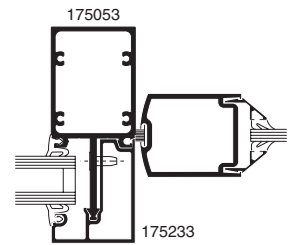
5
SINGLE ACTING
DOOR JAMB



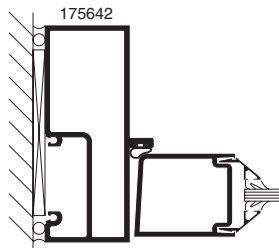
5
DOUBLE ACTING
DOOR JAMB



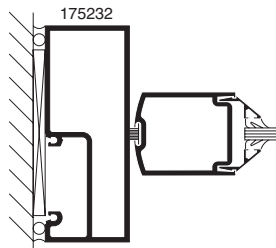
5
SINGLE ACTING
DOOR JAMB
W/ DOOR ADAPTER



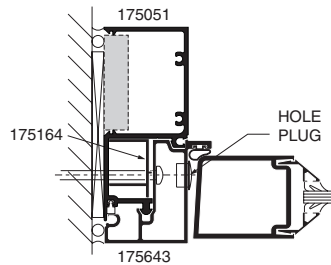
5
DOUBLE ACTING
DOOR JAMB
W/ DOOR ADAPTER



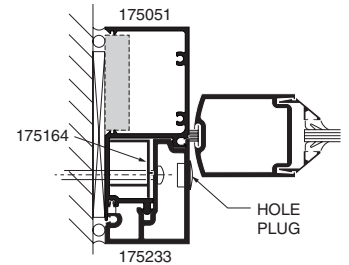
6
SINGLE ACTING
DOOR JAMB



6
DOUBLE ACTING
DOOR JAMB



6
SINGLE ACTING
DOOR JAMB
W/ DOOR ADAPTER



6
DOUBLE ACTING
DOOR JAMB
W/ DOOR ADAPTER

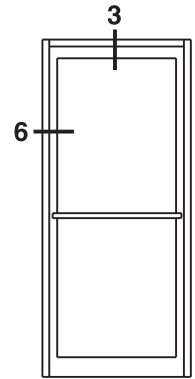
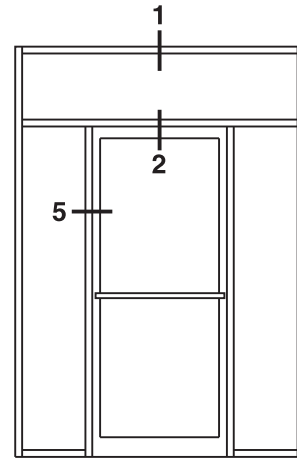
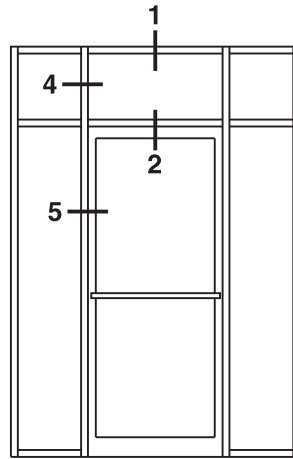
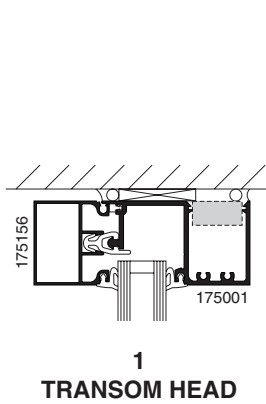
Laws and building and safety codes governing the design and use of glazed entrance, window, and curtain wall products vary widely. Kawneer does not control the selection of product configurations, operating hardware, or glazing materials, and assumes no responsibility therefor.

Kawneer reserves the right to change configuration without prior notice when deemed necessary for product improvement.
© Kawneer Company, Inc., 2014

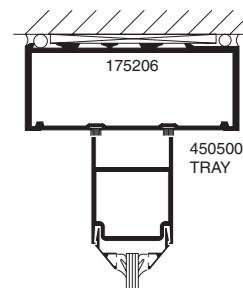
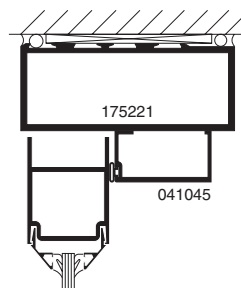
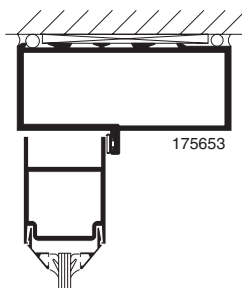
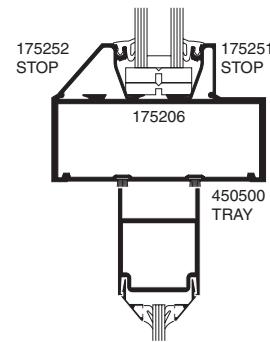
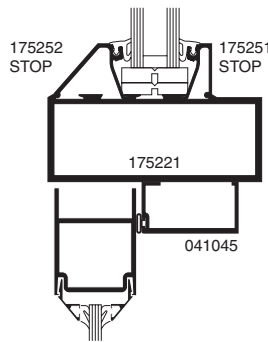
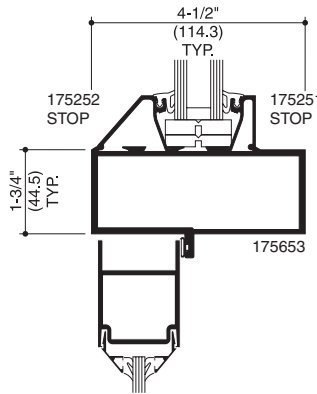
SCALE 3" = 1'-0"

EnCORE™ FRAMING INCORPORATING KAWNEER "190" DOORS.

NOTE: Other types of Kawneer doors may be used with this framing. See the Entrance Section for additional information.



ELEVATION IS NUMBER KEYED TO DETAILS

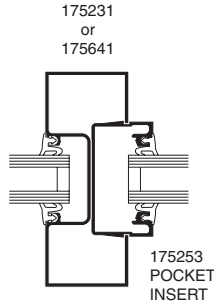


Laws and building and safety codes governing the design and use of glazed entrance, window, and curtain wall products vary widely. Kawneer does not control the selection of product configurations, operating hardware, or glazing materials, and assumes no responsibility therefor.

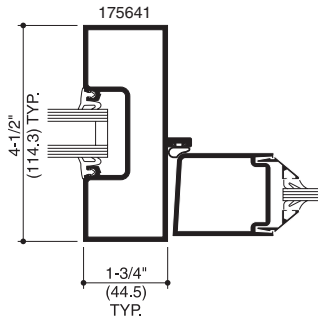
Kawneer reserves the right to change configuration without prior notice when deemed necessary for product improvement.
© Kawneer Company, Inc., 2014

SCALE 3" = 1'-0"

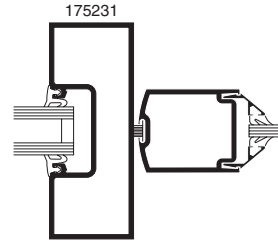
Transom area for both double or single acting doors with glass surround. Jambs above transom area are routed out to accept pocket insert 175253.



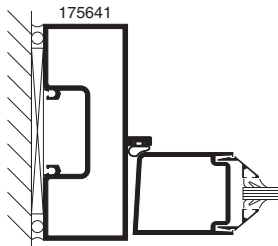
4
DOOR JAMB
AT TRANSOM



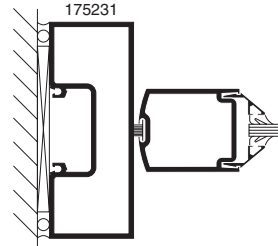
5
SINGLE ACTING
DOOR JAMB



5
DOUBLE ACTING
DOOR JAMB



6
SINGLE ACTING
DOOR JAMB



6
DOUBLE ACTING
DOOR JAMB

Laws and building and safety codes governing the design and use of glazed entrance, window, and curtain wall products vary widely. Kawneer does not control the selection of product configurations, operating hardware, or glazing materials, and assumes no responsibility therefor.

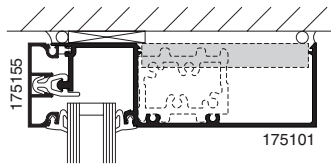
Kawneer reserves the right to change configuration without prior notice when deemed necessary for product improvement.

© Kawneer Company, Inc., 2014

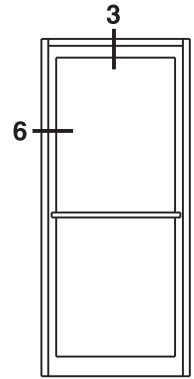
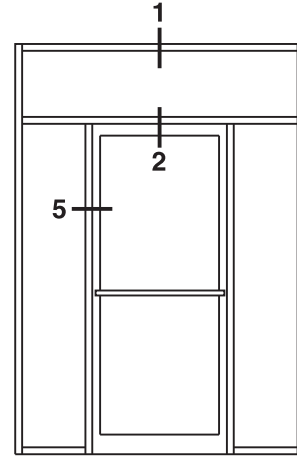
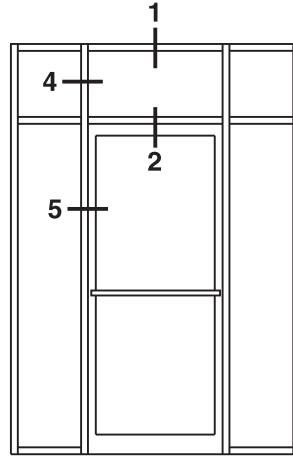
SCALE 3" = 1'-0"

EnCORE™ FRAMING INCORPORATING KAWNEER "190" DOORS.

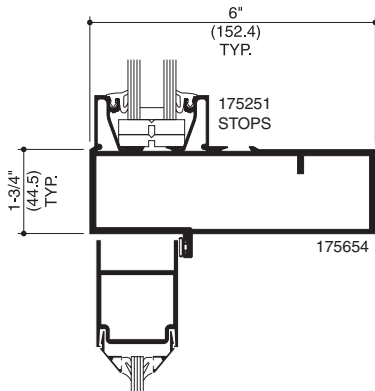
NOTE: Other types of Kawneer doors may be used with this framing. See the Entrance Section for additional information.



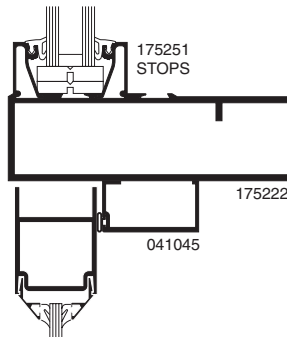
1
TRANSOM HEAD



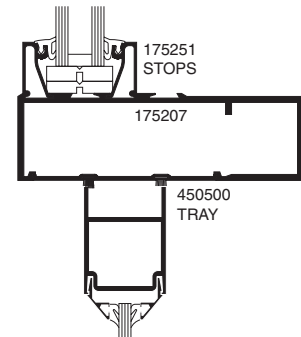
ELEVATION IS NUMBER KEYED TO DETAILS



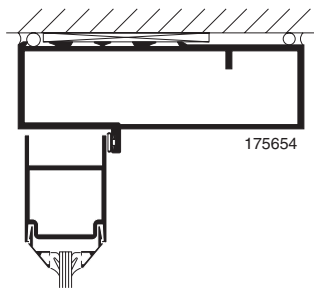
2
OFFSET PIVOT/
BUTT HUNG
TRANSOM BAR



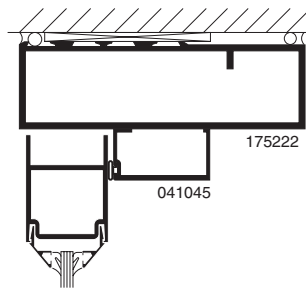
2
S/A OFFSET ARM
OFFSET PIVOT/
BUTT HUNG
TRANSOM BAR



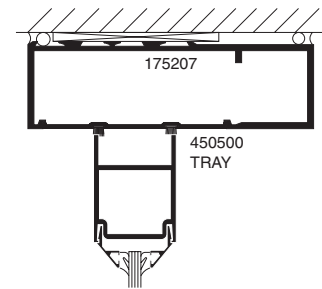
2
C.O.C.
CENTER PIVOT
TRANSOM BAR



3
OFFSET PIVOT/
BUTT HUNG
HEADER



3
S/A OFFSET ARM
OFFSET PIVOT/
BUTT HUNG
HEADER

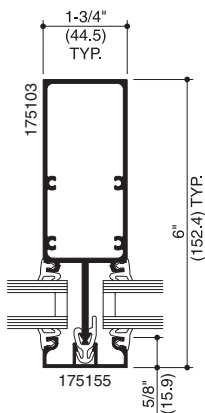


3
C.O.C.
CENTER PIVOT
HEADER

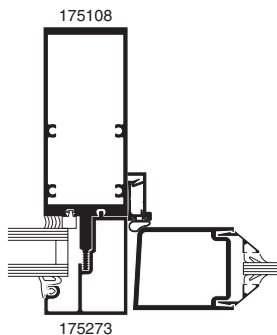
Laws and building and safety codes governing the design and use of glazed entrance, window, and curtain wall products vary widely. Kawneer does not control the selection of product configurations, operating hardware, or glazing materials, and assumes no responsibility therefor.

Kawneer reserves the right to change configuration without prior notice when deemed necessary for product improvement.
© Kawneer Company, Inc., 2014

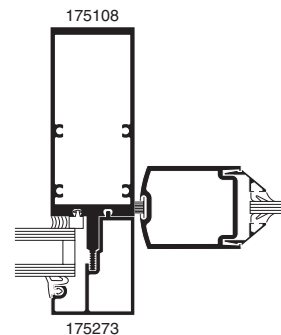
SCALE 3" = 1'-0"



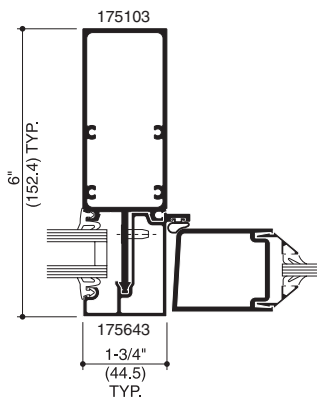
4
DOOR JAMB
AT TRANSOM



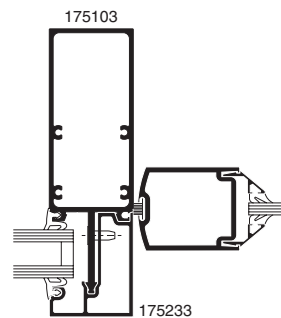
5
SINGLE ACTING
SSG DOOR JAMB
W/ DOOR ADAPTER



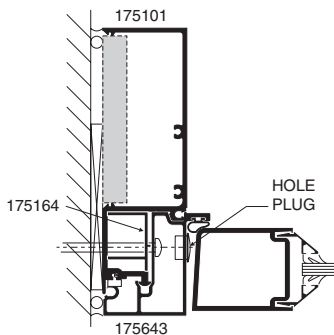
5
DOUBLE ACTING
SSG DOOR JAMB
W/ DOOR ADAPTER



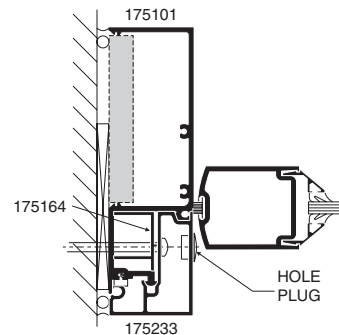
5
SINGLE ACTING
DOOR JAMB
W/ DOOR ADAPTER



5
DOUBLE ACTING
DOOR JAMB
W/ DOOR ADAPTER



6
SINGLE ACTING
DOOR JAMB
W/ DOOR ADAPTER



6
DOUBLE ACTING
DOOR JAMB
W/ DOOR ADAPTER

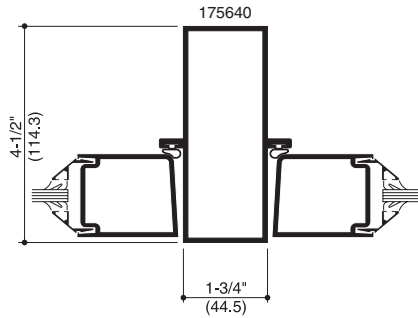
Laws and building and safety codes governing the design and use of glazed entrance, window, and curtain wall products vary widely. Kawneer does not control the selection of product configurations, operating hardware, or glazing materials, and assumes no responsibility therefor.

Kawneer reserves the right to change configuration without prior notice when deemed necessary for product improvement.

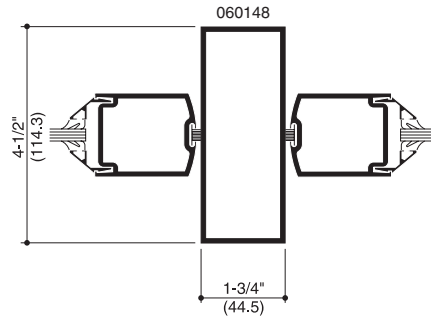
© Kawneer Company, Inc., 2014

SCALE 3" = 1'-0"

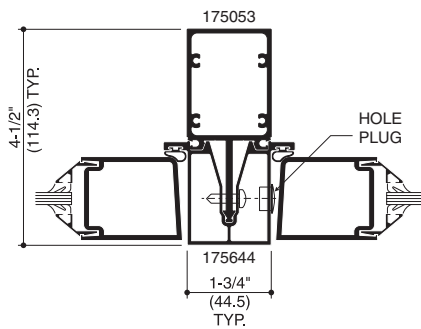
COMMON DOOR JAMBS



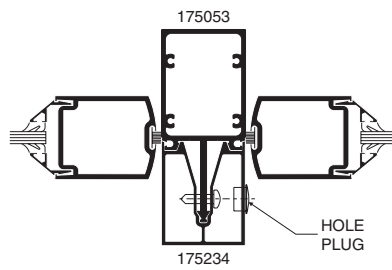
**SINGLE ACTING
DOOR JAMB**



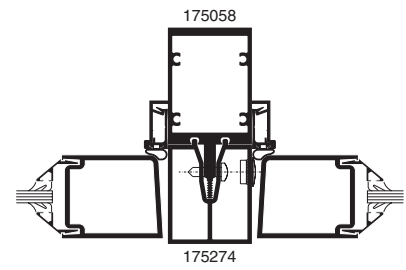
**DOUBLE ACTING
DOOR JAMB**



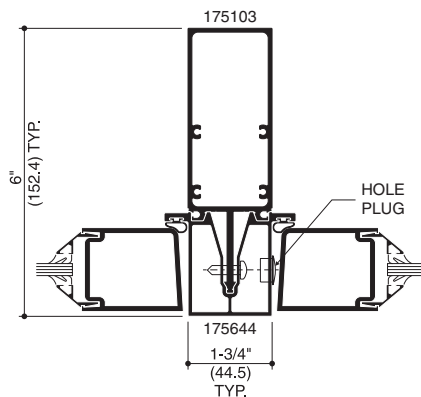
**SINGLE ACTING
DOOR JAMB
W/ DOOR ADAPTER**



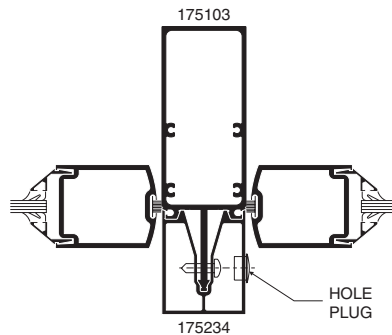
**DOUBLE ACTING
DOOR JAMB
W/ DOOR ADAPTER**



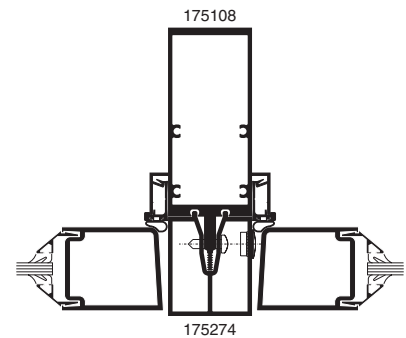
**SINGLE ACTING
SSG DOOR JAMB
W/ DOOR ADAPTER**



**SINGLE ACTING
DOOR JAMB
W/ DOOR ADAPTER**



**DOUBLE ACTING
DOOR JAMB
W/ DOOR ADAPTER**



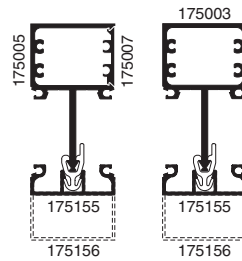
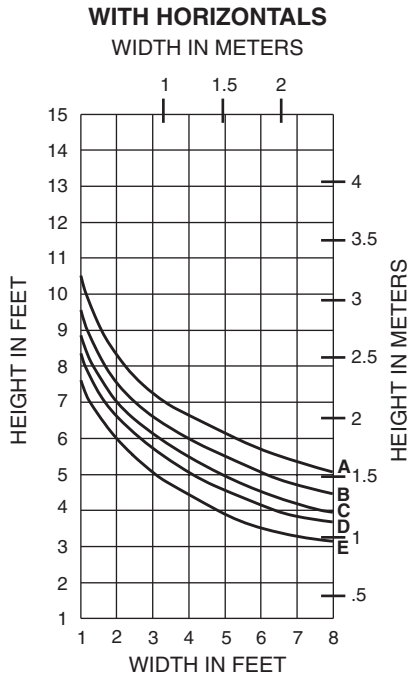
**SINGLE ACTING
SSG DOOR JAMB
W/ DOOR ADAPTER**

Laws and building and safety codes governing the design and use of glazed entrance, window, and curtain wall products vary widely. Kawneer does not control the selection of product configurations, operating hardware, or glazing materials, and assumes no responsibility therefor.

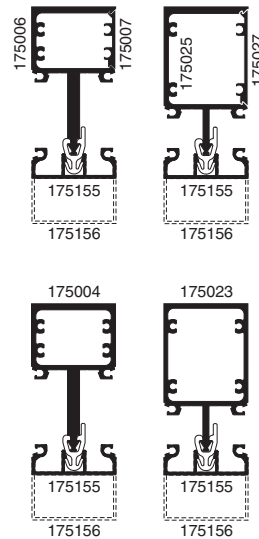
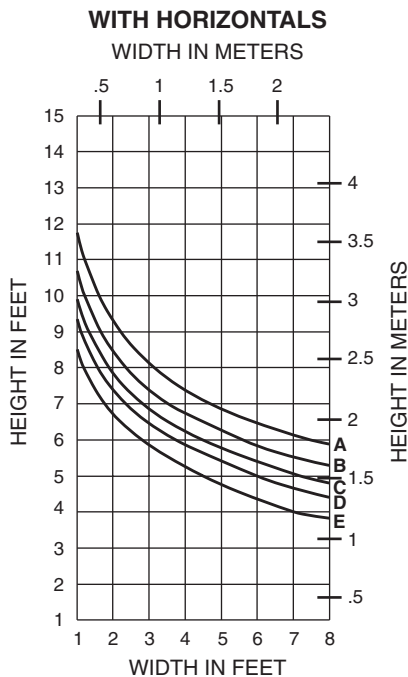
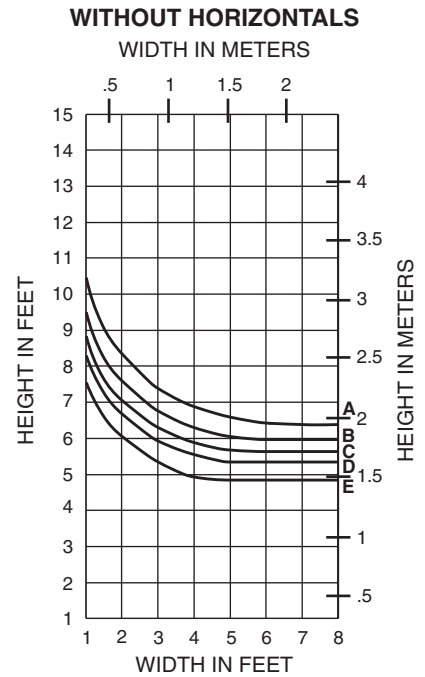
Kawneer reserves the right to change configuration without prior notice when deemed necessary for product improvement.
© Kawneer Company, Inc., 2014

Mullions are designed for deflection limitations in accordance with AAMA TIR-A11 of L\175 up to 13'-6" and L\240 + 1/4" above 13'-6". These curves are for mullions WITH and WITHOUT HORIZONTALS and are based on engineering calculations for stress and deflection. Allowable wind load stress for ALUMINUM (assuming full lateral buckling support) 15,152 psi (104 MPa), FORMED STEEL 30,000 P.S.I. (207 MPa), STEEL BAR 20,000 psi (138 MPa). Charted curves, in all cases, are for the limiting value. If the design wind load is determined through the analytical procedures of ASCE/SEI 7-10 or earlier editions, the load shall be based on the nominal loads used in allowable stress design. A 4/3 increase in allowable stress has not been used to develop these curves. For special situations not covered by these curves, contact your Kawneer representative for additional information.

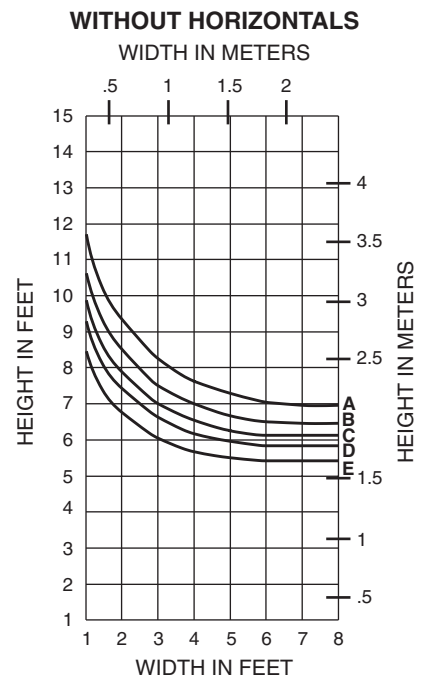
- A = 15 PSF (720 Pa)
- B = 20 PSF (960 Pa)
- C = 25 PSF (1200 Pa)
- D = 30 PSF (1440 Pa)
- E = 40 PSF (1920 Pa)



$I = 0.564 (23.48 \times 10^4)$
 $S = 0.326 (5.34 \times 10^3)$



$I = 0.792 (32.96 \times 10^4)$
 $S = 0.465 (7.62 \times 10^3)$

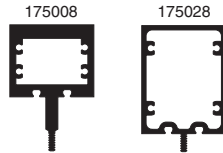
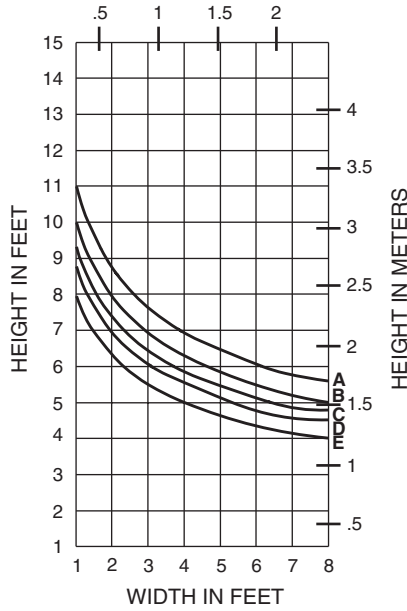


Laws and building and safety codes governing the design and use of glazed entrance, window, and curtain wall products vary widely. Kawneer does not control the selection of product configurations, operating hardware, or glazing materials, and assumes no responsibility therefor.

Kawneer reserves the right to change configuration without prior notice when deemed necessary for product improvement.
© Kawneer Company, Inc., 2014

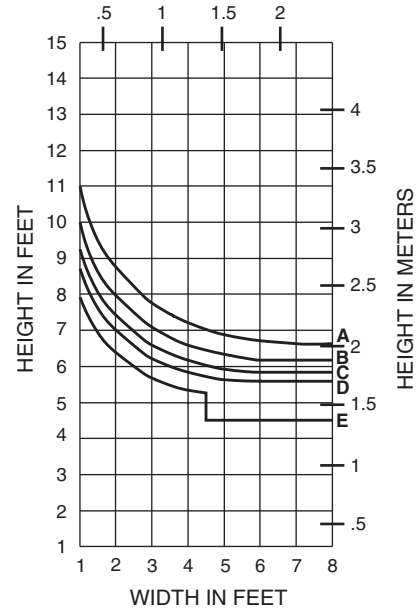
- A = 15 PSF (720 Pa)
- B = 20 PSF (960 Pa)
- C = 25 PSF (1200 Pa)
- D = 30 PSF (1440 Pa)
- E = 40 PSF (1920 Pa)

WITH HORIZONTALS
WIDTH IN METERS

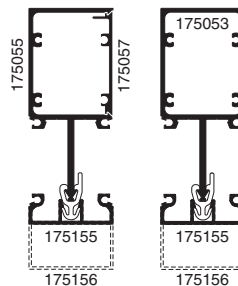
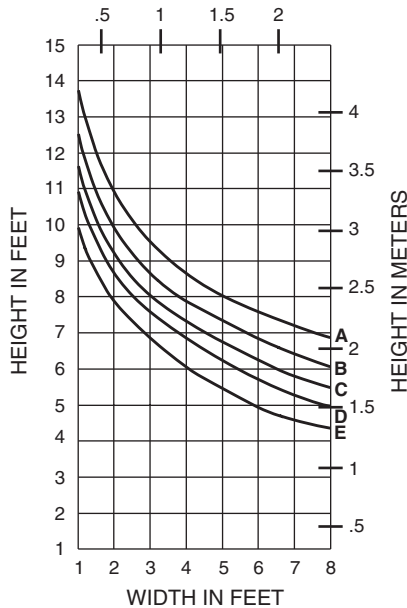


I = 0.654 (27.22 x 10⁴)
S = 0.466 (7.64 x 10³)

WITHOUT HORIZONTALS
WIDTH IN METERS

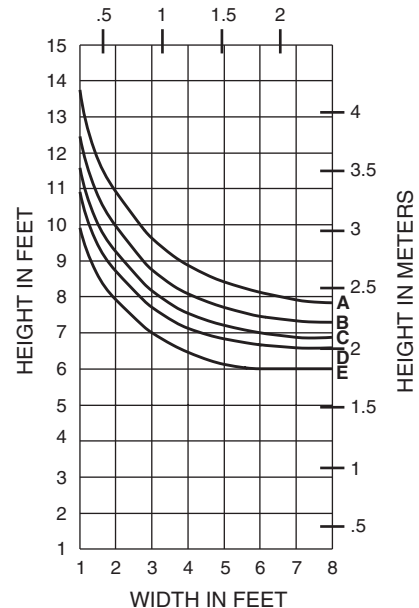


WITH HORIZONTALS
WIDTH IN METERS



I = 1.277 (53.15 x 10⁴)
S = 0.639 (10.47 x 10³)

WITHOUT HORIZONTALS
WIDTH IN METERS



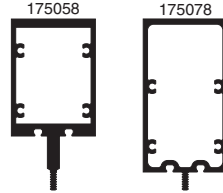
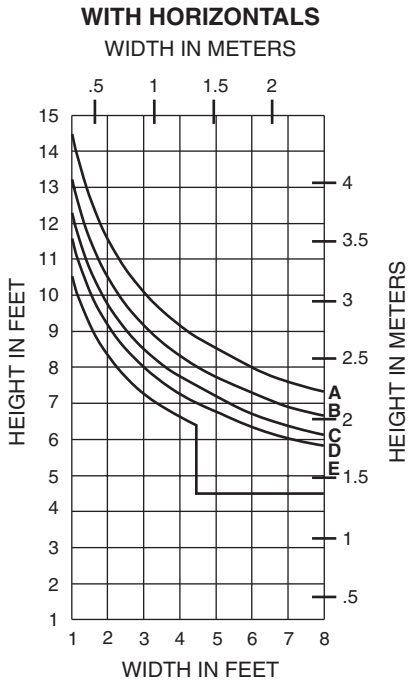
Laws and building and safety codes governing the design and use of glazed entrance, window, and curtain wall products vary widely. Kawneer does not control the selection of product configurations, operating hardware, or glazing materials, and assumes no responsibility therefor.

Kawneer reserves the right to change configuration without prior notice when deemed necessary for product improvement.
© Kawneer Company, Inc., 2014

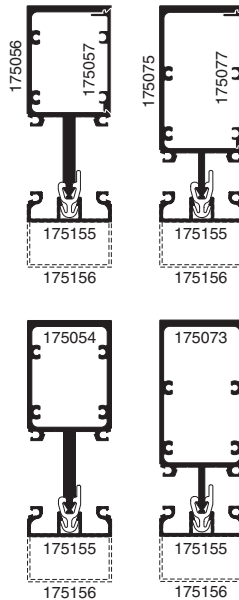
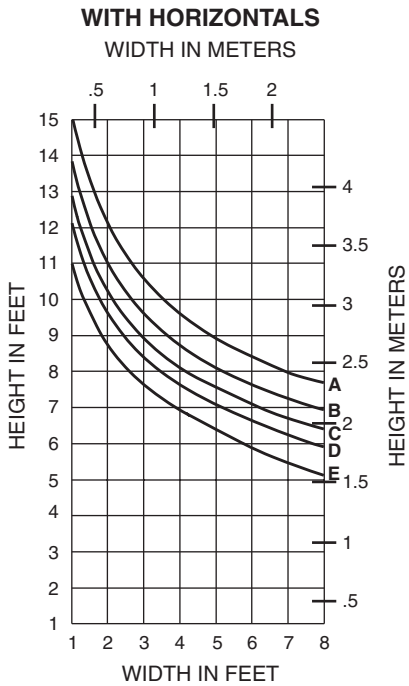
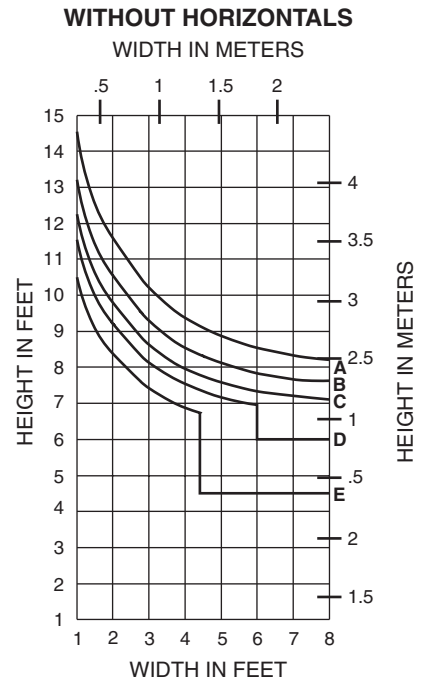
Laws and building and safety codes governing the design and use of glazed entrance, window, and curtain wall products vary widely. Kawneer does not control the selection of product configurations, operating hardware, or glazing materials, and assumes no responsibility therefor.

Kawneer reserves the right to change configuration without prior notice when deemed necessary for product improvement.
© Kawneer Company, Inc., 2014

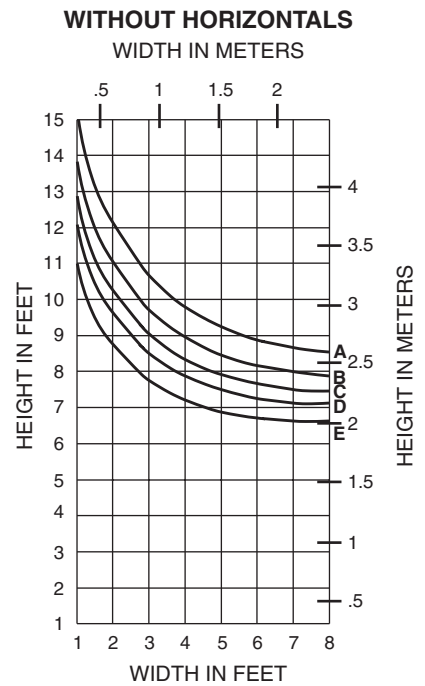
- A = 15 PSF (720 Pa)
- B = 20 PSF (960 Pa)
- C = 25 PSF (1200 Pa)
- D = 30 PSF (1440 Pa)
- E = 40 PSF (1920 Pa)



$I = 1.511 (62.89 \times 10^4)$
 $S = 0.745 (12.21 \times 10^3)$

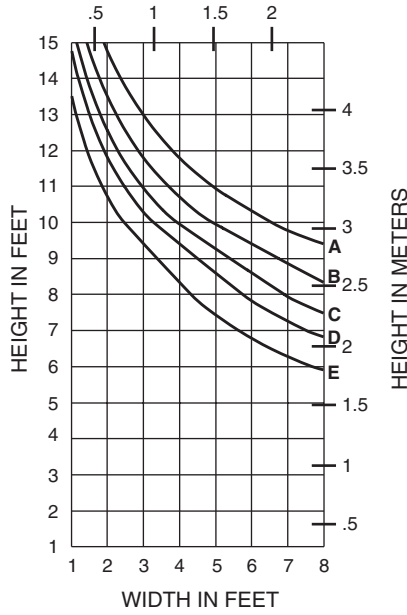


$I = 1.747 (72.72 \times 10^4)$
 $S = 0.877 (14.37 \times 10^3)$

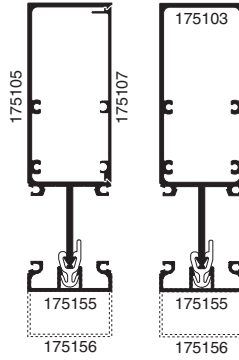
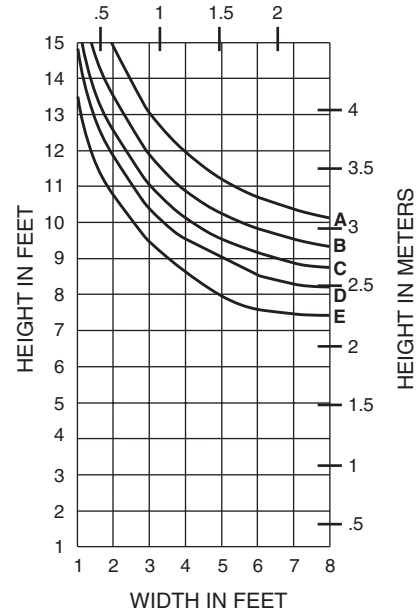


- A = 15 PSF (720 Pa)
- B = 20 PSF (960 Pa)
- C = 25 PSF (1200 Pa)
- D = 30 PSF (1440 Pa)
- E = 40 PSF (1920 Pa)

WITH HORIZONTALS
WIDTH IN METERS

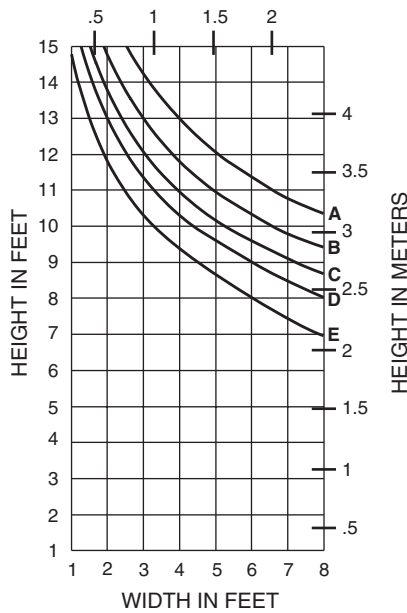


WITHOUT HORIZONTALS
WIDTH IN METERS

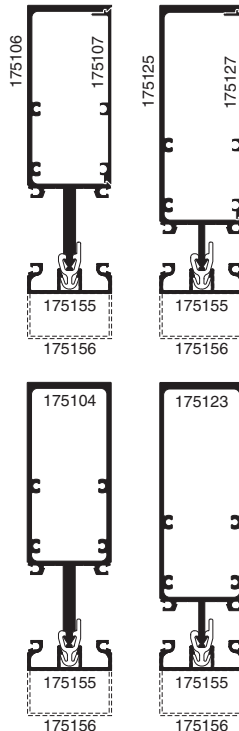
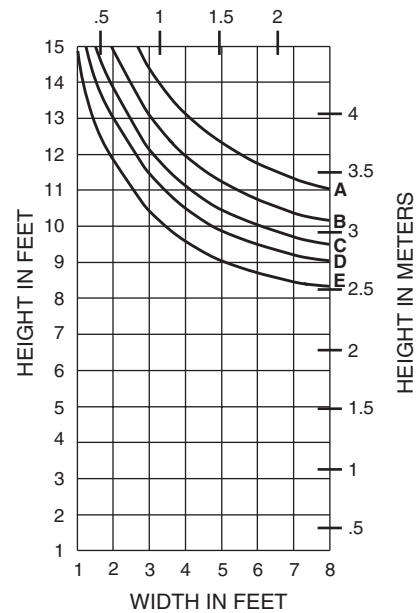


$I = 3.229 (134.40 \times 10^4)$
 $S = 1.094 (17.93 \times 10^3)$

WITH HORIZONTALS
WIDTH IN METERS



WITHOUT HORIZONTALS
WIDTH IN METERS



$I = 4.325 (180.02 \times 10^4)$
 $S = 1.626 (26.65 \times 10^3)$

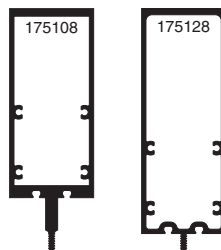
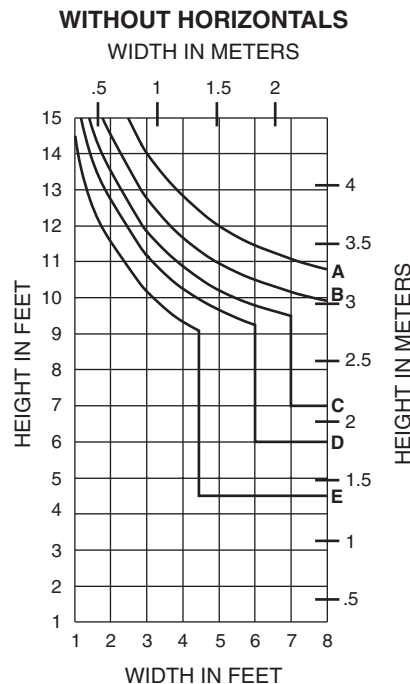
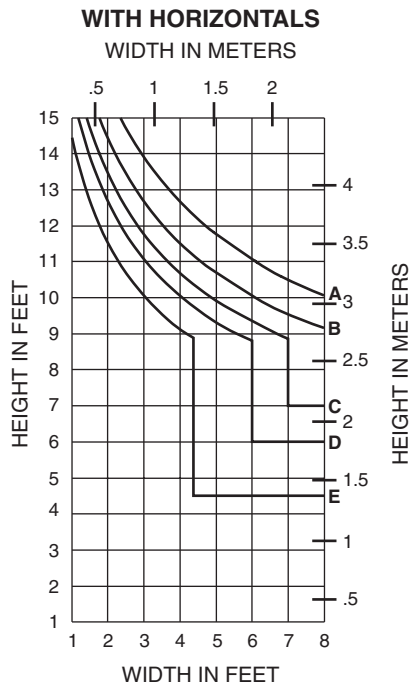
Laws and building and safety codes governing the design and use of glazed entrance, window, and curtain wall products vary widely. Kawneer does not control the selection of product configurations, operating hardware, or glazing materials, and assumes no responsibility therefor.

Kawneer reserves the right to change configuration without prior notice when deemed necessary for product improvement.
© Kawneer Company, Inc., 2014

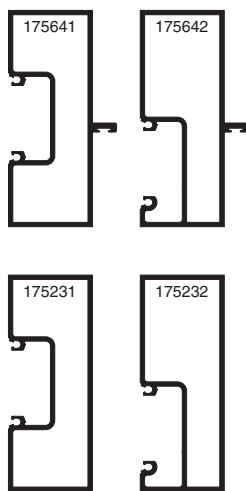
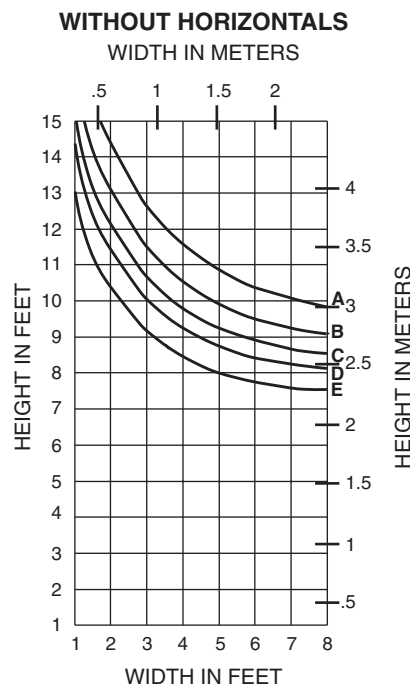
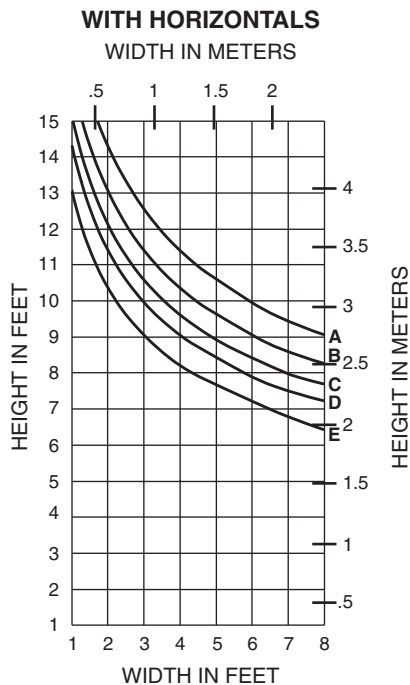
Laws and building and safety codes governing the design and use of glazed entrance, window, and curtain wall products vary widely. Kawneer does not control the selection of product configurations, operating hardware, or glazing materials, and assumes no responsibility therefor.

Kawneer reserves the right to change configuration without prior notice when deemed necessary for product improvement.
© Kawneer Company, Inc., 2014

- A = 15 PSF (720 Pa)
- B = 20 PSF (960 Pa)
- C = 25 PSF (1200 Pa)
- D = 30 PSF (1440 Pa)
- E = 40 PSF (1920 Pa)

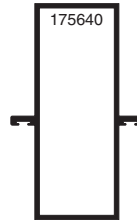
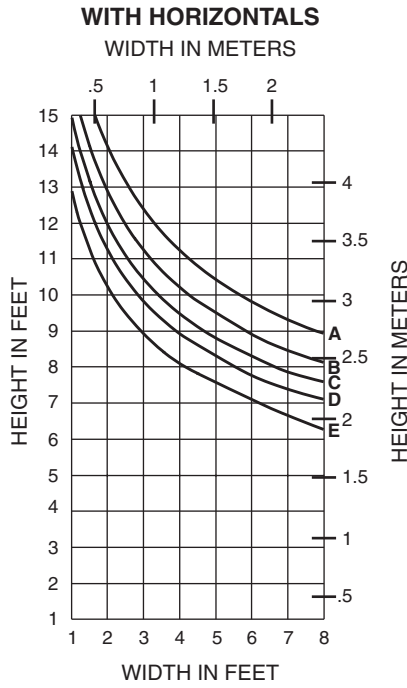


I = 4.005 (166.70 x 10⁴)
S = 1.533 (25.12 x 10³)

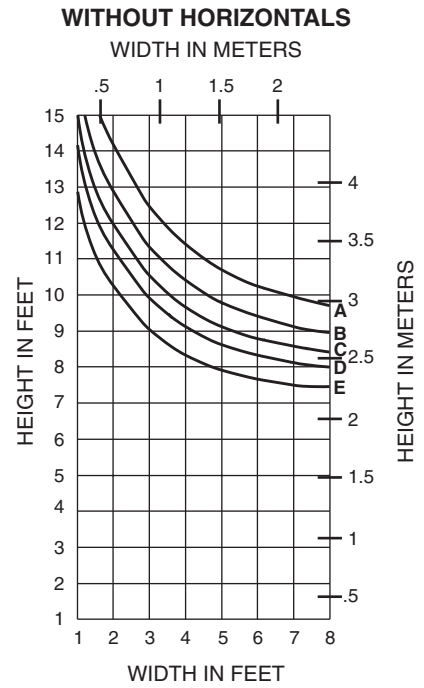


I = 2.919 (121.50 x 10⁴)
S = 1.297 (21.25 x 10³)

- A = 15 PSF (720 Pa)
- B = 20 PSF (960 Pa)
- C = 25 PSF (1200 Pa)
- D = 30 PSF (1440 Pa)
- E = 40 PSF (1920 Pa)



I = 2.799 (116.50 x 10⁴)
 S = 1.233 (20.21 x 10³)



Laws and building and safety codes governing the design and use of glazed entrance, window, and curtain wall products vary widely. Kawneer does not control the selection of product configurations, operating hardware, or glazing materials, and assumes no responsibility therefor.

Kawneer reserves the right to change configuration without prior notice when deemed necessary for product improvement.
 © Kawneer Company, Inc., 2014

Laws and building and safety codes governing the design and use of glazed entrance, window, and curtain wall products vary widely. Kawneer does not control the selection of product configurations, operating hardware, or glazing materials, and assumes no responsibility therefor.

Kawneer reserves the right to change configuration without prior notice when deemed necessary for product improvement.

© Kawneer Company, Inc., 2014

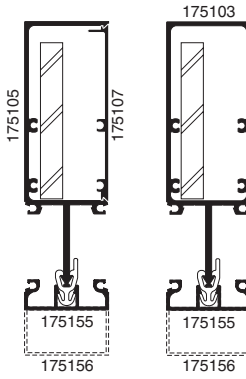
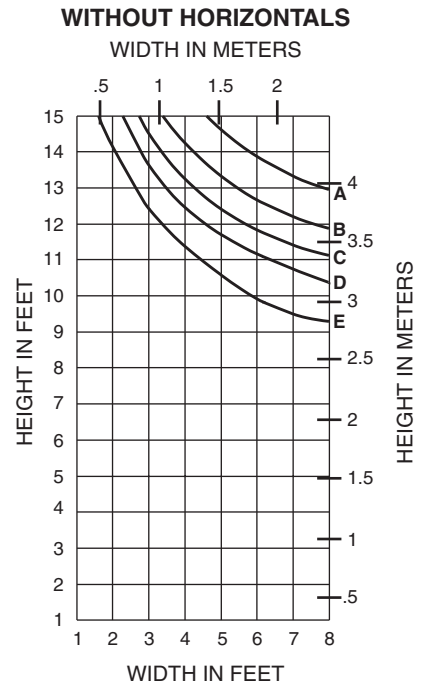
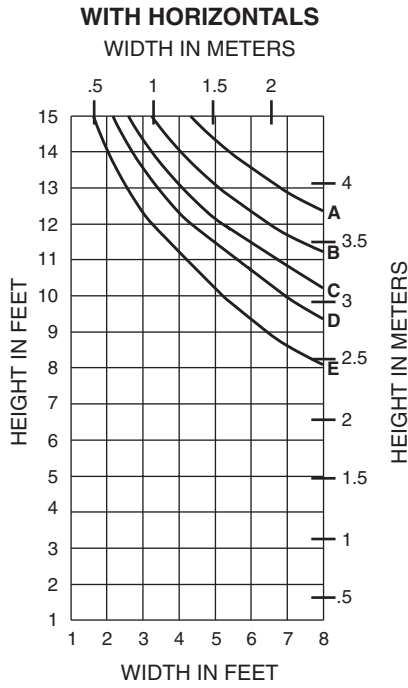
A = 15 PSF (720 Pa)

B = 20 PSF (960 Pa)

C = 25 PSF (1200 Pa)

D = 30 PSF (1440 Pa)

E = 40 PSF (1920 Pa)



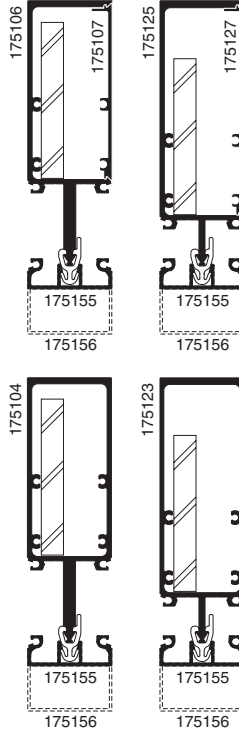
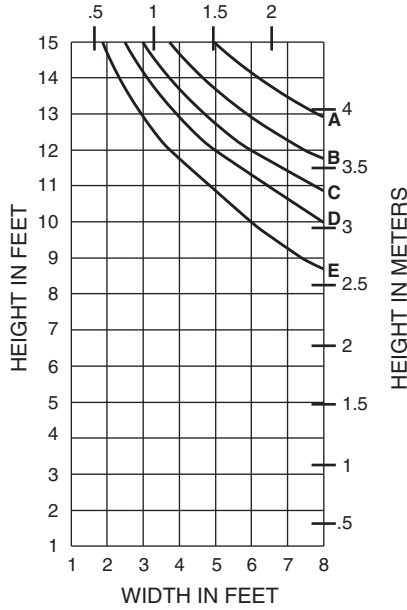
I = 4.005 (166.70 x 10⁴)
 S = 1.533 (25.12 x 10³)

WITH 1/2" x 3-1/4" STEEL BAR

I = 1.430 (59.49 x 10⁴)
 S = 0.880 (14.43 x 10³)

- A = 15 PSF (720 Pa)
- B = 20 PSF (960 Pa)
- C = 25 PSF (1200 Pa)
- D = 30 PSF (1440 Pa)
- E = 40 PSF (1920 Pa)

WITH HORIZONTALS
WIDTH IN METERS

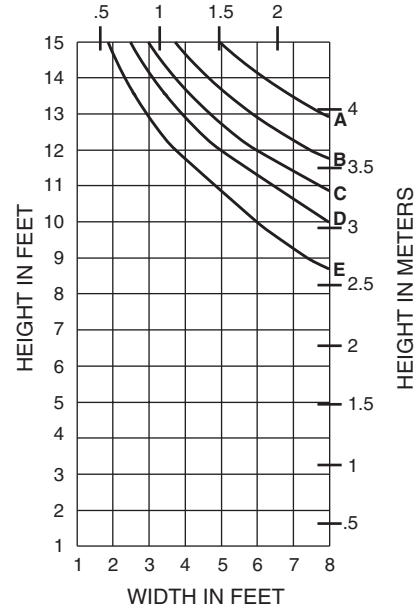


$I = 4.325 (180.02 \times 10^4)$
 $S = 1.626 (26.65 \times 10^3)$

WITH 1/2" x 3-1/4" STEEL BAR

$I = 1.430 (59.49 \times 10^4)$
 $S = 0.880 (14.43 \times 10^3)$

WITHOUT HORIZONTALS
WIDTH IN METERS

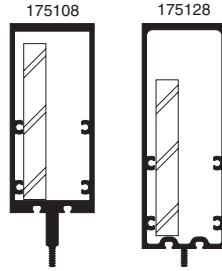
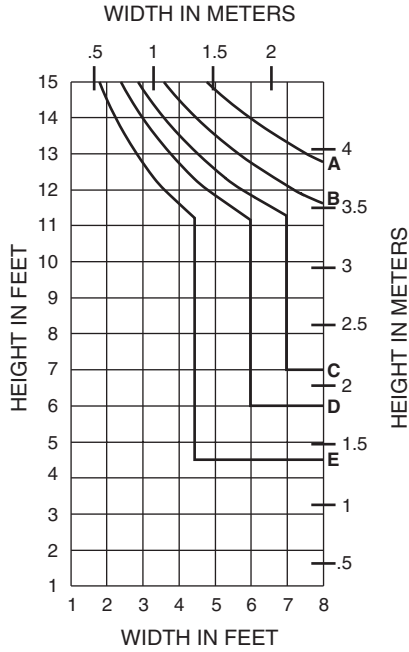


Laws and building and safety codes governing the design and use of glazed entrance, window, and curtain wall products vary widely. Kawneer does not control the selection of product configurations, operating hardware, or glazing materials, and assumes no responsibility therefor.

Kawneer reserves the right to change configuration without prior notice when deemed necessary for product improvement.
 © Kawneer Company, Inc., 2014

- A = 15 PSF (720 Pa)
- B = 20 PSF (960 Pa)
- C = 25 PSF (1200 Pa)
- D = 30 PSF (1440 Pa)
- E = 40 PSF (1920 Pa)

WITH HORIZONTALS

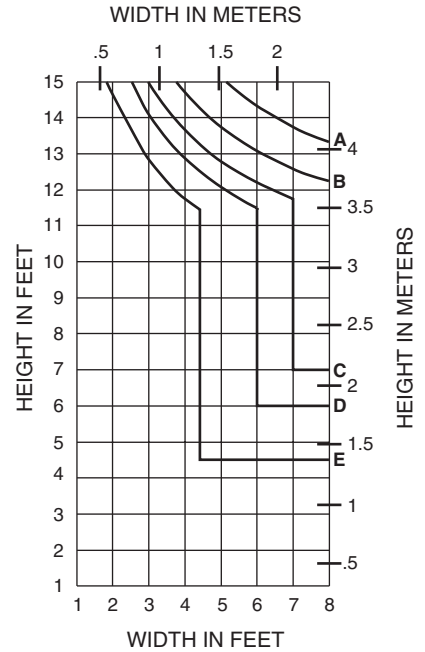


I = 4.005 (166.70 x 10⁴)
 S = 1.533 (25.12 x 10³)

WITH 1/2" x 3-1/4" STEEL BAR

I = 1.430 (59.49 x 10⁴)
 S = 0.880 (14.43 x 10³)

WITHOUT HORIZONTALS

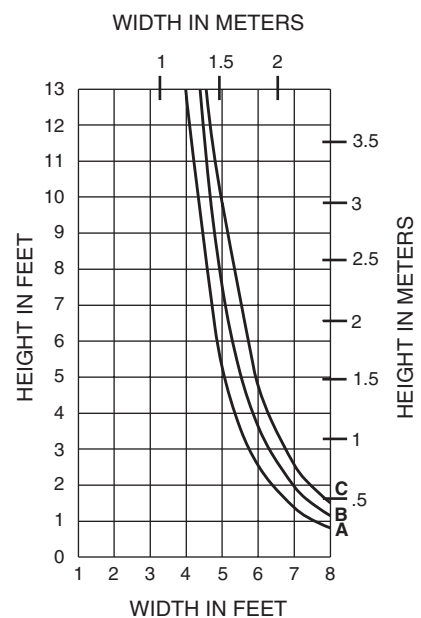
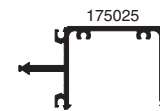
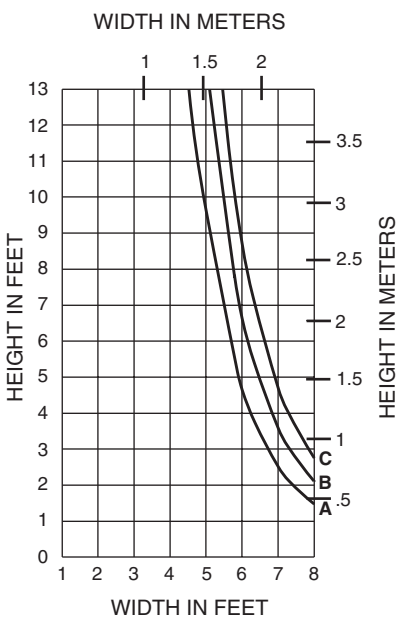
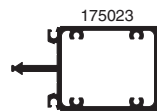
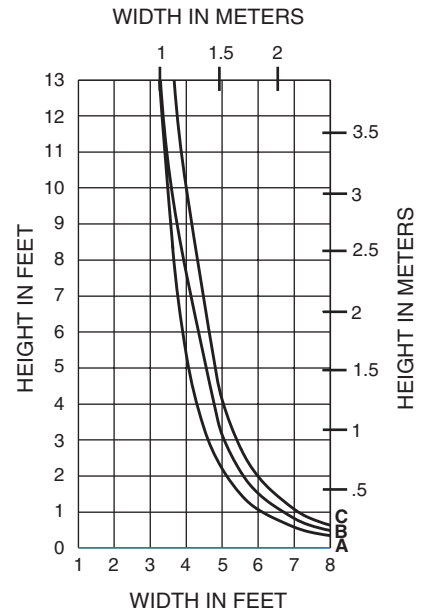
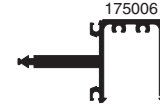
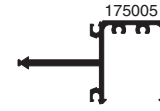
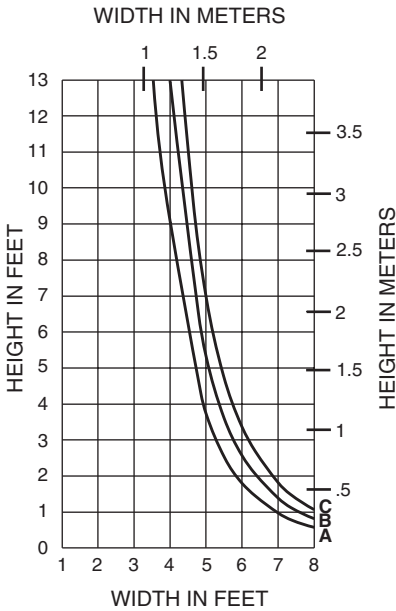
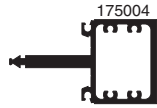
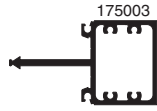


Laws and building and safety codes governing the design and use of glazed entrance, window, and curtain wall products vary widely. Kawneer does not control the selection of product configurations, operating hardware, or glazing materials, and assumes no responsibility therefor.

Kawneer reserves the right to change configuration without prior notice when deemed necessary for product improvement.
 © Kawneer Company, Inc., 2014

Horizontal or deadload limitations are based upon 1/8" (3.2) maximum allowable deflection at the center of an intermediate horizontal member. The accompanying charts are calculated for 1/4" (6.4) and 1" (25.4) thick glass supported on two setting blocks placed at the loading points shown.

- A = 1/4 POINT LOADING
- B = 1/6 POINT LOADING
- C = 1/8 POINT LOADING

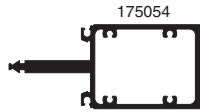
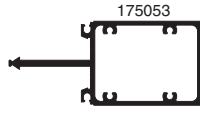


Laws and building and safety codes governing the design and use of glazed entrance, window, and curtain wall products vary widely. Kawneer does not control the selection of product configurations, operating hardware, or glazing materials, and assumes no responsibility therefor.

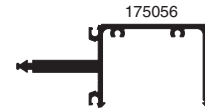
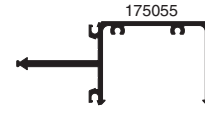
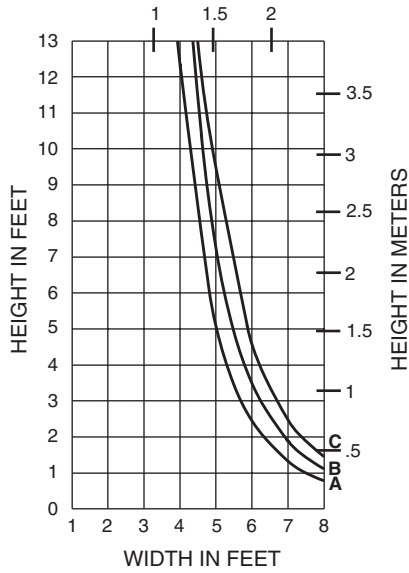
Kawneer reserves the right to change configuration without prior notice when deemed necessary for product improvement.
© Kawneer Company, Inc., 2014

Horizontal or deadload limitations are based upon 1/8" (3.2) maximum allowable deflection at the center of an intermediate horizontal member. The accompanying charts are calculated for 1/4" (6.4) and 1" (25.4) thick glass supported on two setting blocks placed at the loading points shown.

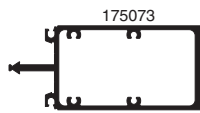
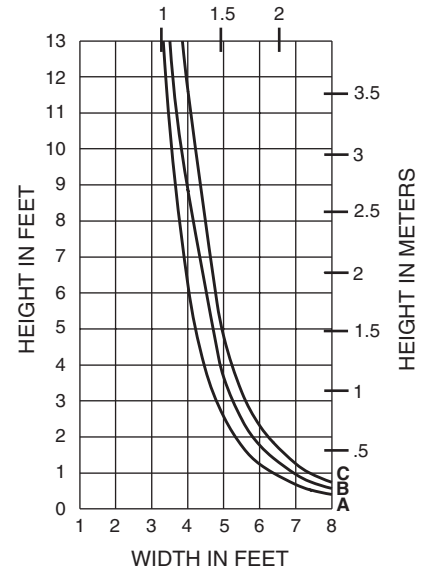
- A = 1/4 POINT LOADING
- B = 1/6 POINT LOADING
- C = 1/8 POINT LOADING



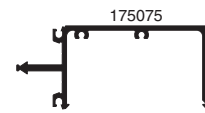
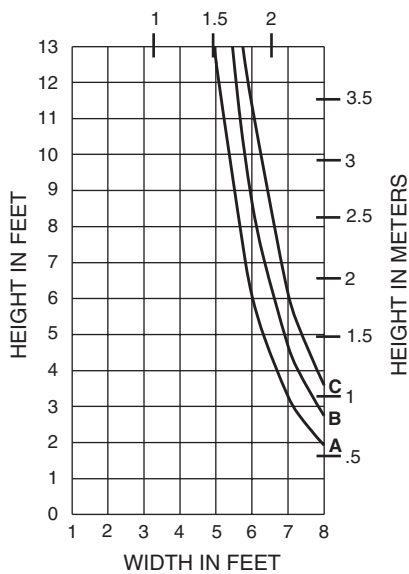
WIDTH IN METERS



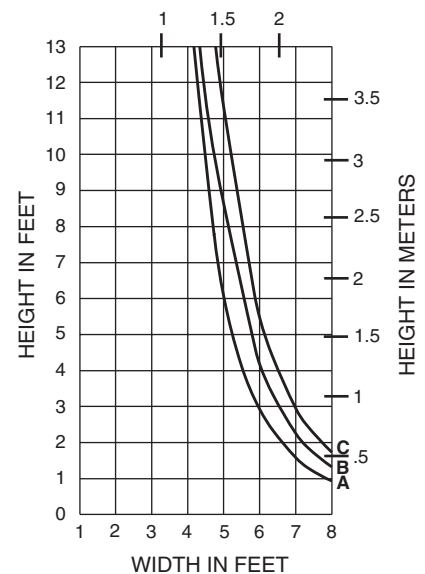
WIDTH IN METERS



WIDTH IN METERS



WIDTH IN METERS

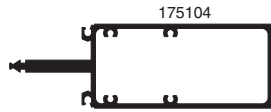
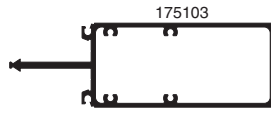


Laws and building and safety codes governing the design and use of glazed entrance, window, and curtain wall products vary widely. Kawneer does not control the selection of product configurations, operating hardware, or glazing materials, and assumes no responsibility therefor.

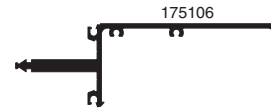
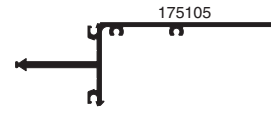
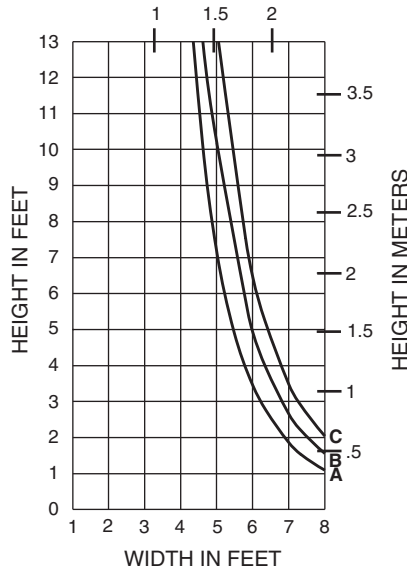
Kawneer reserves the right to change configuration without prior notice when deemed necessary for product improvement.
© Kawneer Company, Inc., 2014

Horizontal or deadload limitations are based upon 1/8" (3.2) maximum allowable deflection at the center of an intermediate horizontal member. The accompanying charts are calculated for 1/4" (6.4) and 1" (25.4) thick glass supported on two setting blocks placed at the loading points shown.

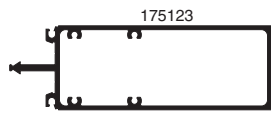
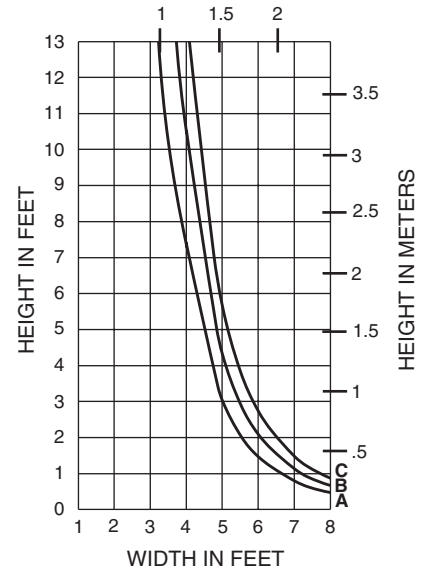
- A = 1/4 POINT LOADING
- B = 1/6 POINT LOADING
- C = 1/8 POINT LOADING



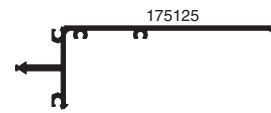
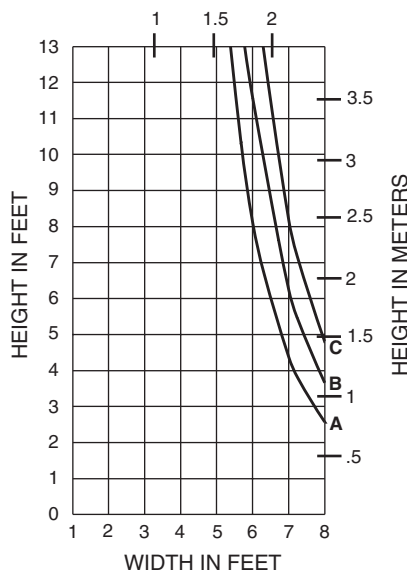
WIDTH IN METERS



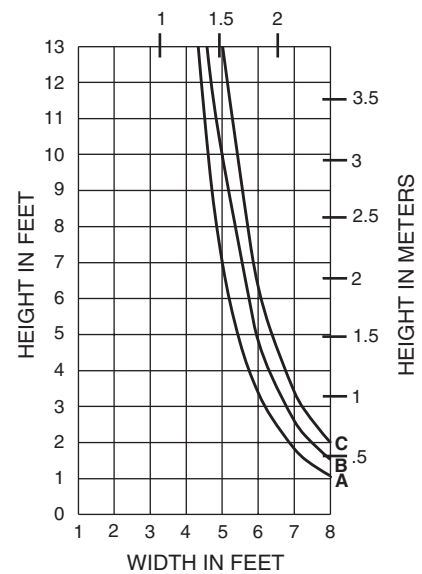
WIDTH IN METERS



WIDTH IN METERS



WIDTH IN METERS



Laws and building and safety codes governing the design and use of glazed entrance, window, and curtain wall products vary widely. Kawneer does not control the selection of product configurations, operating hardware, or glazing materials, and assumes no responsibility therefor.

Kawneer reserves the right to change configuration without prior notice when deemed necessary for product improvement.
© Kawneer Company, Inc., 2014

DEADLOADS ON ENTRANCE TRANSOM BARS

Height limitations for transom glass over a doorway are based on a maximum 1/16" (1.6) mid-point deflection of a transom bar supporting glass bearing on two setting blocks placed at the loading points shown.

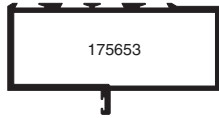
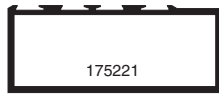
Laws and building and safety codes governing the design and use of glazed entrance, window, and curtain wall products vary widely. Kawneer does not control the selection of product configurations, operating hardware, or glazing materials, and assumes no responsibility therefor.

Kawneer reserves the right to change configuration without prior notice when deemed necessary for product improvement.

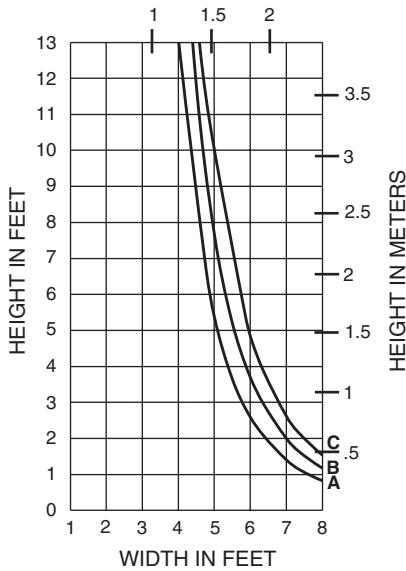
© Kawneer Company, Inc., 2014

- A = 1/4 POINT LOADING
- B = 1/6 POINT LOADING
- C = 1/8 POINT LOADING

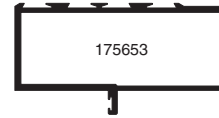
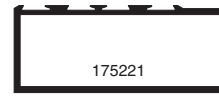
WITH 1" GLASS



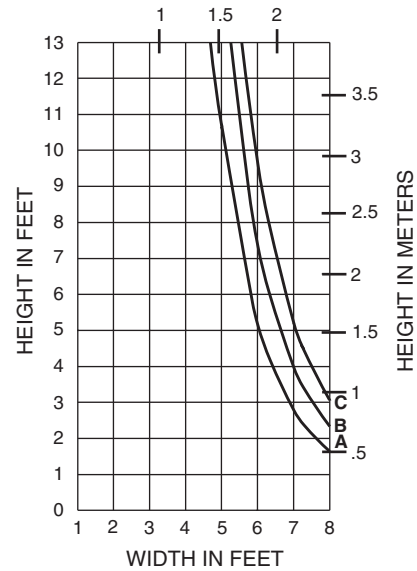
WIDTH IN METERS



WITH 1/4" GLASS



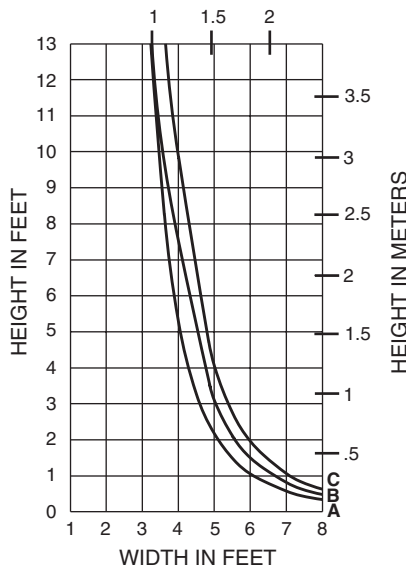
WIDTH IN METERS



WITH 1" GLASS



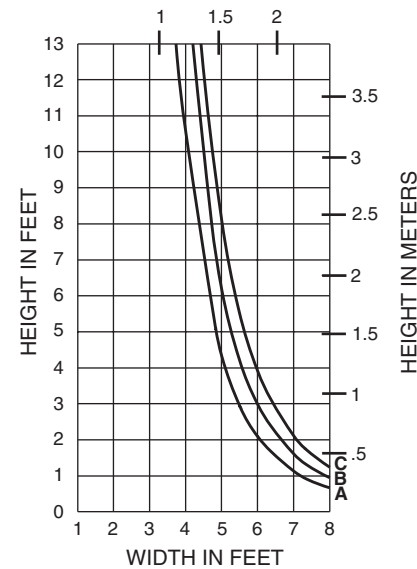
WIDTH IN METERS



WITH 1/4" GLASS



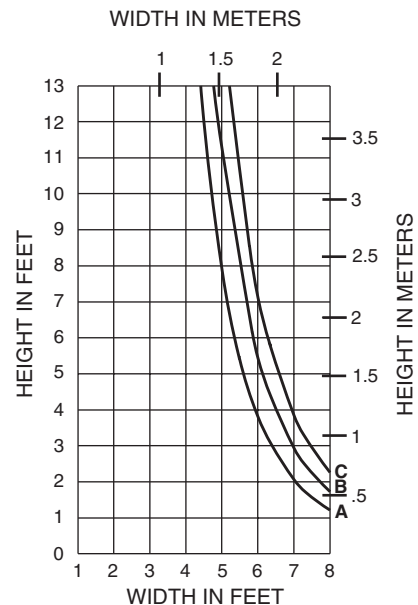
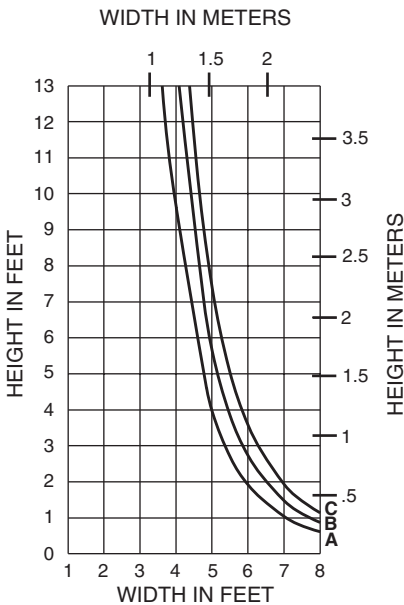

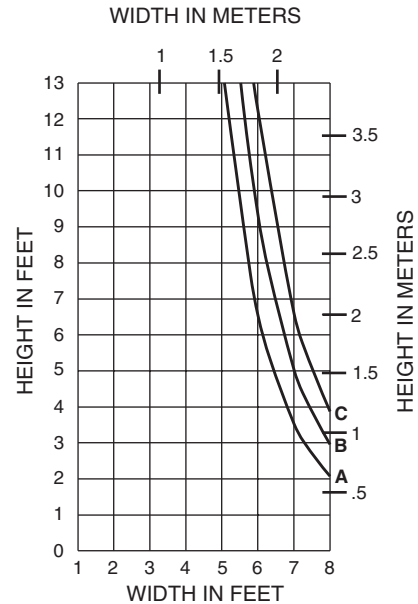
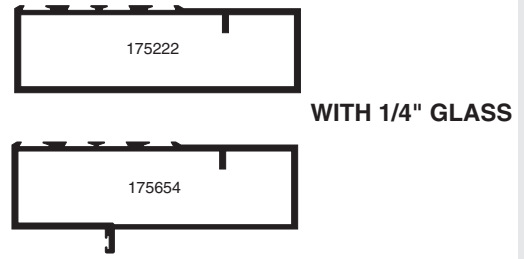
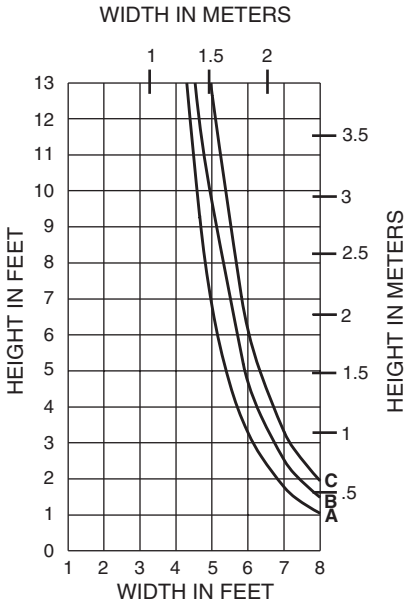
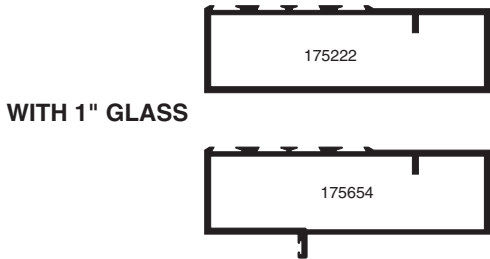
WIDTH IN METERS



DEADLOADS ON ENTRANCE TRANSOM BARS

Height limitations for transom glass over a doorway are based on a maximum 1/16" (1.6) mid-point deflection of a transom bar supporting glass bearing on two setting blocks placed at the loading points shown.

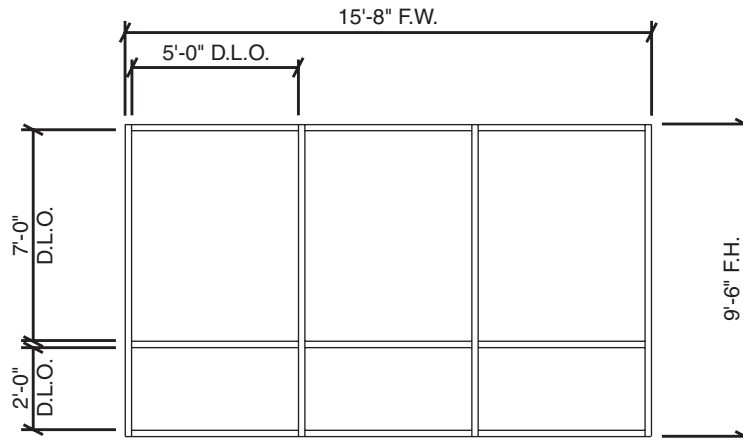
- A = 1/4 POINT LOADING
- B = 1/6 POINT LOADING
- C = 1/8 POINT LOADING



Laws and building and safety codes governing the design and use of glazed entrance, window, and curtain wall products vary widely. Kawneer does not control the selection of product configurations, operating hardware, or glazing materials, and assumes no responsibility therefor.

Kawneer reserves the right to change configuration without prior notice when deemed necessary for product improvement.
© Kawneer Company, Inc., 2014

Generic Project Specific U-factor Example Calculation
 (Percent of Glass will vary on specific products depending on sitelines)




Example Glass U-value = 0.42 Btu/hr.ft².°F

Total Daylight Opening = 3(5' x 7') + 3(5'x2') = 135 ft²

Total Projected Area = (Total Daylight Opening + Total Area of Framing System)
 = 15'-8" x 9'-6" = 148.83 ft²

Percent of Glass = (Total Daylight Opening ÷ Total Projected Area)
 = (135 ÷ 148.83)100 = 91%

System U-factor vs Percent of Glass Area



Percent of Glass

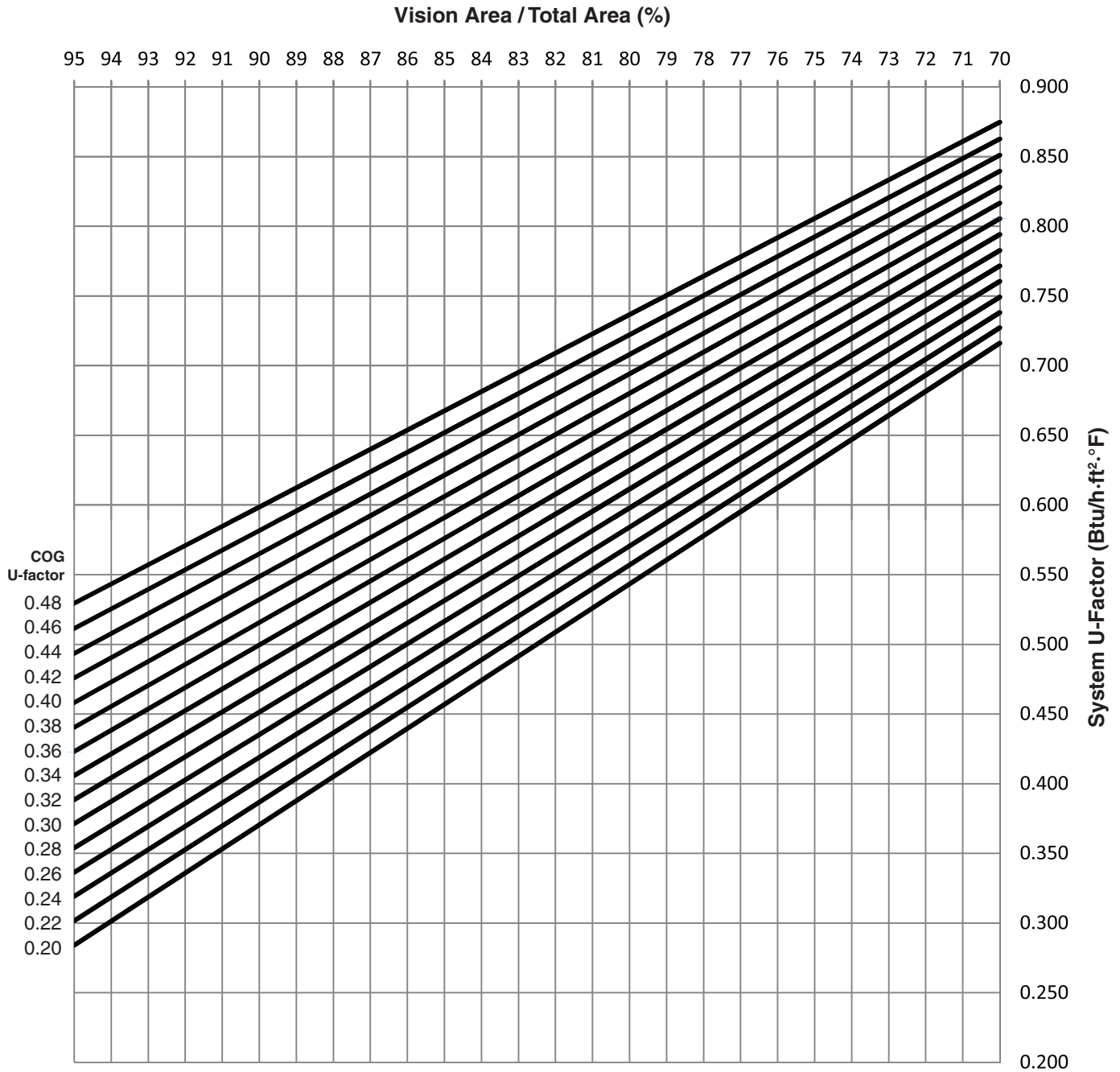
Based on 91% glass and center of glass U-factor of 0.42,
 System U-factor is equal to 0.49 Btu/hr.ft².°F

Laws and building and safety codes governing the design and use of glazed entrance, window, and curtain wall products vary widely. Kawneer does not control the selection of product configurations, operating hardware, or glazing materials, and assumes no responsibility therefor.

Kawneer reserves the right to change configuration without prior notice when deemed necessary for product improvement.
 © Kawneer Company, Inc., 2014

Note:
 Values in parentheses are metric.
 COG=Center of Glass.
 Charts are generated per AAMA 507.

System U-factor vs Percent of Glass Area

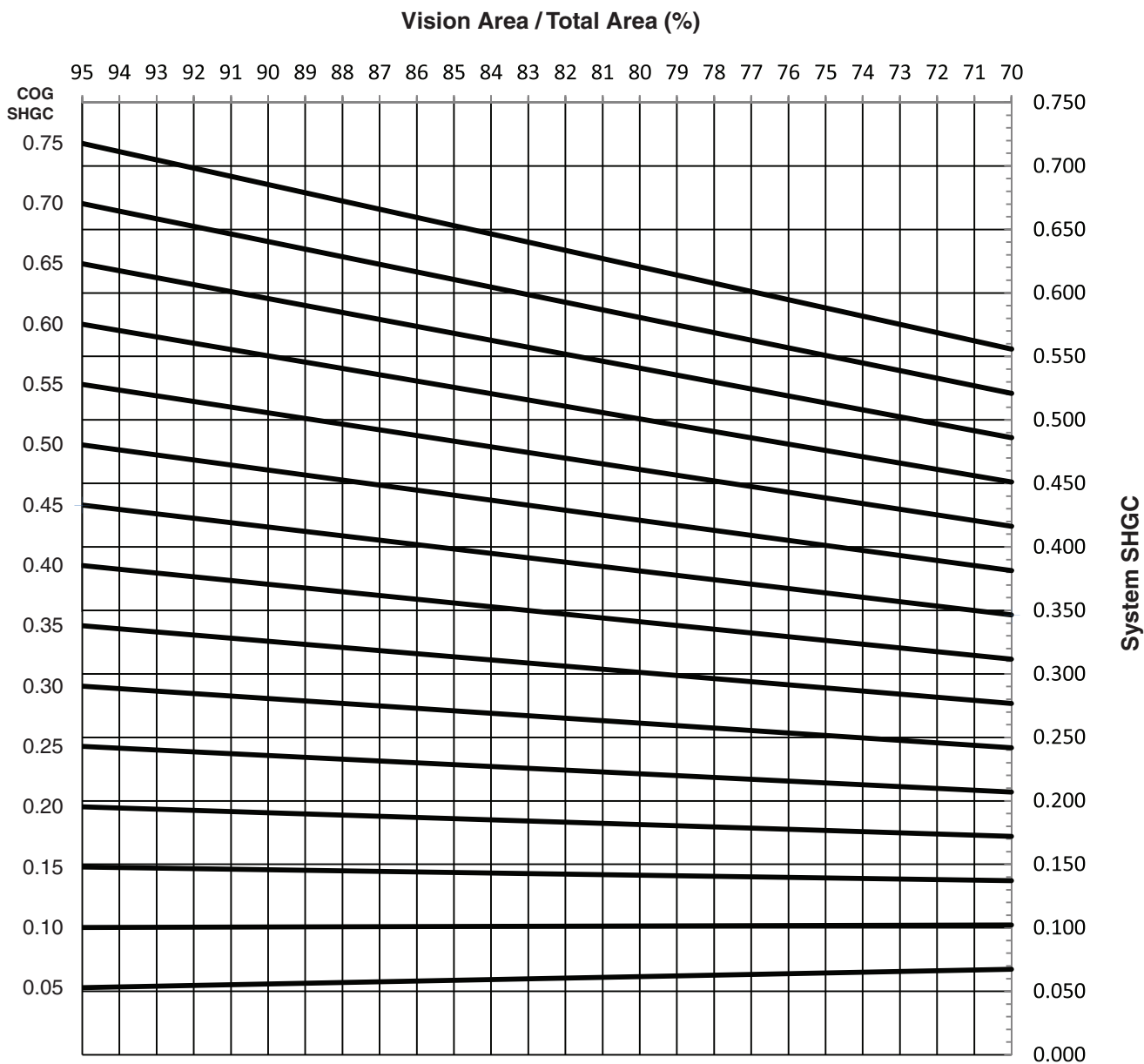


Laws and building and safety codes governing the design and use of glazed entrance, window, and curtain wall products vary widely. Kawneer does not control the selection of product configurations, operating hardware, or glazing materials, and assumes no responsibility therefor.

Kawneer reserves the right to change configuration without prior notice when deemed necessary for product improvement.

© Kawneer Company, Inc., 2014

System Solar Heat Gain Coefficient (SHGC) vs Percent of Vision Area

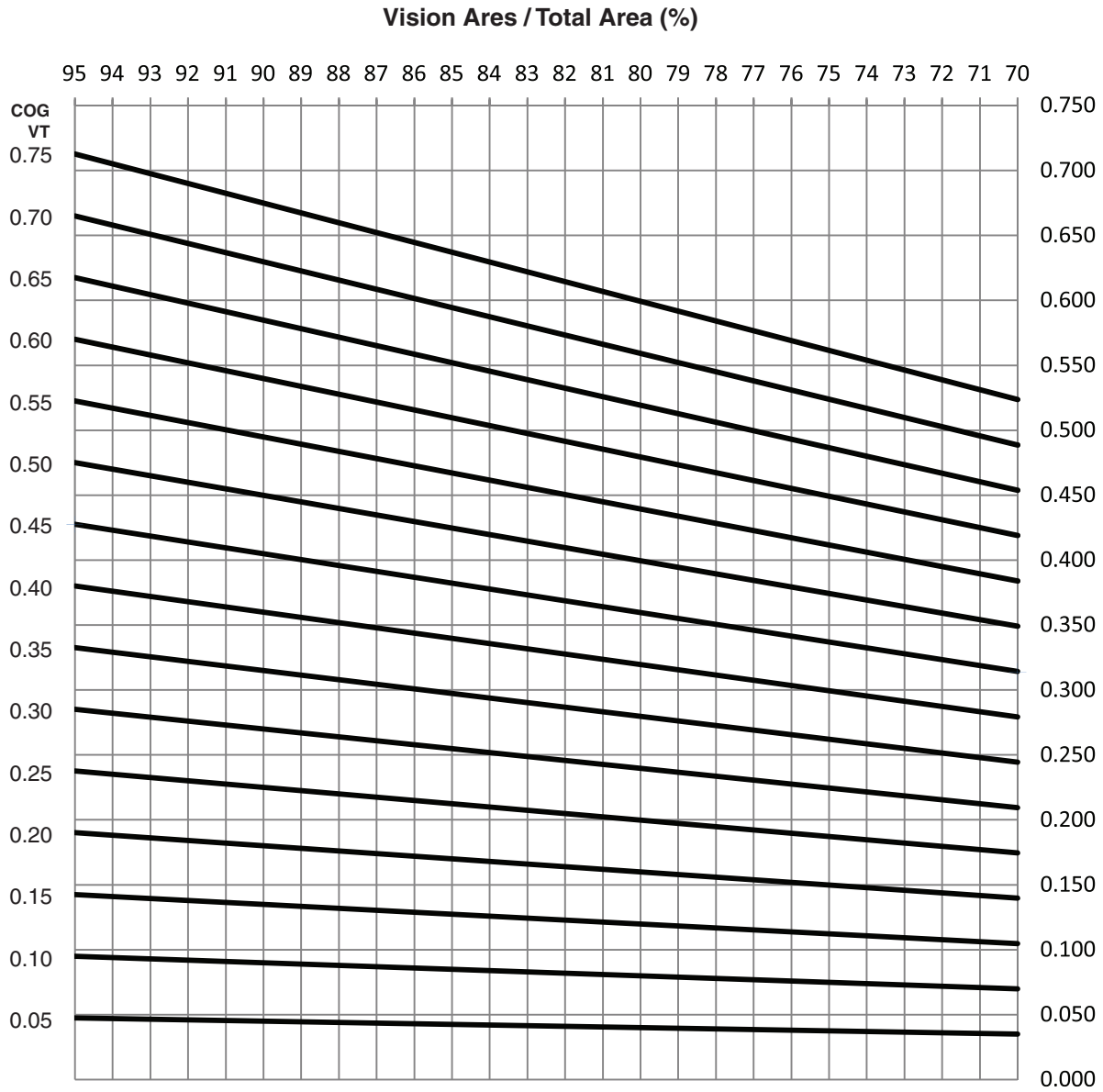


Charts are generated per AAMA 507.

Laws and building and safety codes governing the design and use of glazed entrance, window, and curtain wall products vary widely. Kawneer does not control the selection of product configurations, operating hardware, or glazing materials, and assumes no responsibility therefor.

Kawneer reserves the right to change configuration without prior notice when deemed necessary for product improvement.
© Kawneer Company, Inc., 2014

System Visible Transmittance (VT) vs Percent of Vision Area



Charts are generated per AAMA 507.

Laws and building and safety codes governing the design and use of glazed entrance, window, and curtain wall products vary widely. Kawneer does not control the selection of product configurations, operating hardware, or glazing materials, and assumes no responsibility therefor.

Kawneer reserves the right to change configuration without prior notice when deemed necessary for product improvement.
© Kawneer Company, Inc., 2014

Thermal Transmittance ¹ (BTU/hr • ft ² • °F)

Glass U-Factor ³	Overall U-Factor ⁴
0.48	0.61
0.46	0.59
0.44	0.58
0.42	0.56
0.40	0.55
0.38	0.53
0.36	0.51
0.34	0.50
0.32	0.48
0.30	0.46
0.28	0.45
0.26	0.43
0.24	0.42
0.22	0.40
0.20	0.38

SHGC Matrix ²

Glass SHGC ³	Overall SHGC ⁴
0.75	0.68
0.70	0.64
0.65	0.59
0.60	0.55
0.55	0.50
0.50	0.46
0.45	0.41
0.40	0.37
0.35	0.33
0.30	0.28
0.25	0.24
0.20	0.19
0.15	0.15
0.10	0.10
0.05	0.06

Visible Transmittance ²

Glass VT ³	Overall VT ⁴
0.75	0.67
0.70	0.63
0.65	0.58
0.60	0.54
0.55	0.49
0.50	0.45
0.45	0.40
0.40	0.36
0.35	0.31
0.30	0.27
0.25	0.22
0.20	0.18
0.15	0.13
0.10	0.09
0.05	0.04

NOTE: For glass values that are not listed, linear interpolation is permitted.

1. U-Factors are determined in accordance with NFRC 100.
2. SHGC and VT values are determined in accordance with NFRC 200.
3. Glass properties are based on center of glass values and are obtained from your glass supplier.
4. Overall U-Factor, SHGC, and VT Matrices are based on the standard NFRC specimen size of 2000mm wide by 2000mm high (78-3/4" by 78-3/4").

Laws and building and safety codes governing the design and use of glazed entrance, window, and curtain wall products vary widely. Kawneer does not control the selection of product configurations, operating hardware, or glazing materials, and assumes no responsibility therefor.

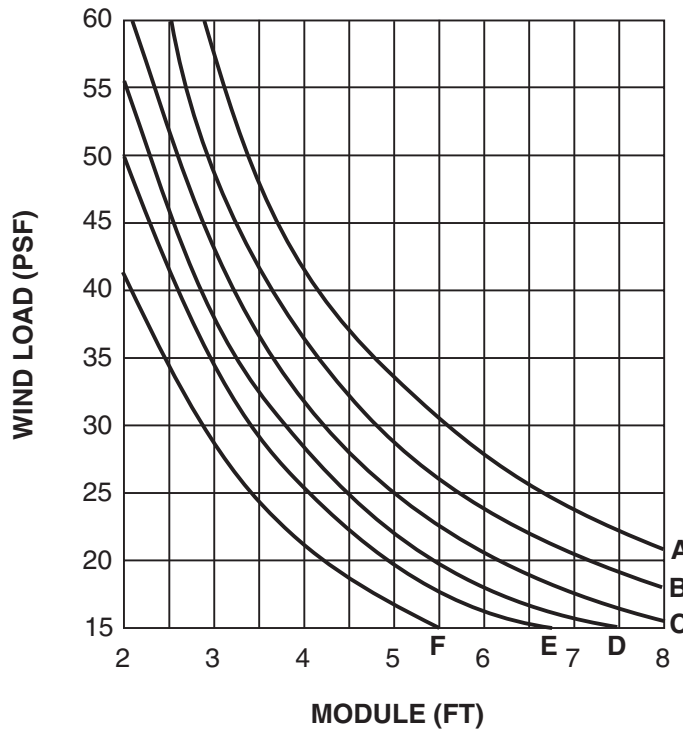
Kawneer reserves the right to change configuration without prior notice when deemed necessary for product improvement.
© Kawneer Company, Inc., 2014

Clip spacing of each elevation must be checked to meet wind load requirements.

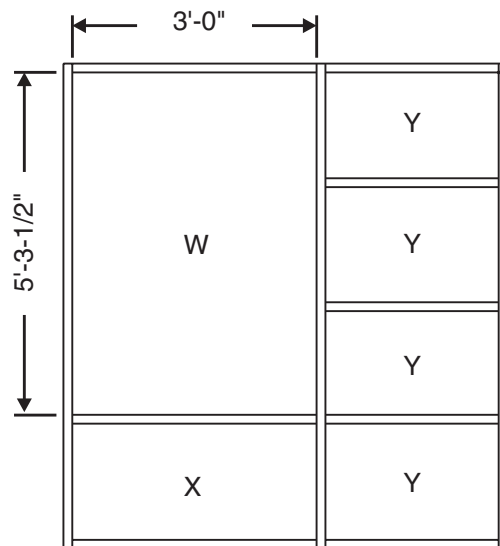
Glazing clips should be located 3" from each end of member and subsequently spaced per formula below:

- STEP 1:** Locate the largest lite of glass on each ELEVATION. →
- STEP 2:** Determine the width and height for the largest glass lite. →
- STEP 3:** Use the smallest of the two dimensions for the **MODULE (FT)** spacing. →
- STEP 4:** Match that Module (ft) spacing with the required wind load on the chart below. →

SAMPLE CALCULATION	
Lite "W"	
3'-0" x 5'-3-1/2"	
3'-0"	
12" O.C. for 30 PSF	
10" O.C. for 35 PSF	



- A** = 6" O.C.
- B** = 7" O.C.
- C** = 8" O.C.
- D** = 9" O.C.
- E** = 10" O.C.
- F** = 12" O.C.



SAMPLE ELEVATION

Laws and building and safety codes governing the design and use of glazed entrance, window, and curtain wall products vary widely. Kawneer does not control the selection of product configurations, operating hardware, or glazing materials, and assumes no responsibility therefor.

Kawneer reserves the right to change configuration without prior notice when deemed necessary for product improvement.
© Kawneer Company, Inc., 2014